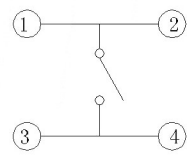
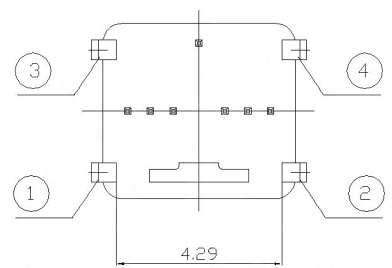
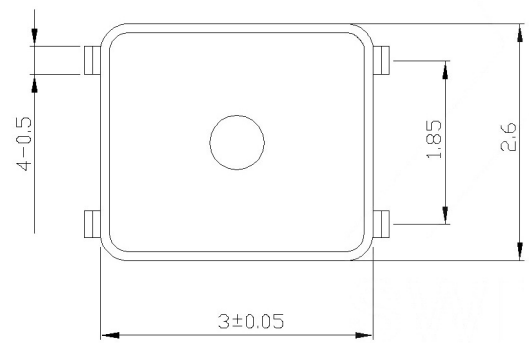


PCB.circuit prohibited area



CIRCUIT DIAGRAM

SPECIFICATION

- Contact Rating : 50mA,12V DC
- Contact Resistance : 100mΩ max
- Insulation Resistance : 100mΩ min.500V DC
- Dielectric Strength : 250V AC/1minute
- Travel: 0.13mm
- Operating Temp : -30℃~+85℃
- Storage Temp : -30℃~+80℃

PART NO	TS-2630-X
Operating Force	B: 160gf C:260gf
Height	II: 0.65

⑤	Terminal	—	4	Brass (0.30t)	Plating silvering	—
④	Contact	—	1	F.ag/Sus	Natural	—
③	Base	—	1	Lcp	—	—
②	Cover	—	1	Polyamide	Plating Nickel	—
①	Keystake	—	1	Pet	—	—
ITEM	PAPT NAMF	TER.NO	QTY	MATERIAL	FINISHING	REMARK

						units: mm
Δx						tolerance: X.X ±0.2mm
Δx						X.XX ±0.1mm
Δx						X.XXX ±0.05mm
MARK	DESCRIPTION	DATE	REVISED	APPROVED		UNSPECIFIED TOLERANCES
REVISIONS						
www.bodongkaiguan.net www.ksdkg.com						

DSND		DATE		SCALE: N/A	MODEL TYPE: TACT SWITCH	
DWN		DATE		VIEW:	PART NO.:	
CHKD		DATE		UNIT: mm	DWG NO.:	
APPD		DATE		SIZE: A4	TS-2630-X	
KOSOD TECHNOLOGY CO., LTD				WEIGHT	SHEET	REVISION
				1.0g	1/1	A0