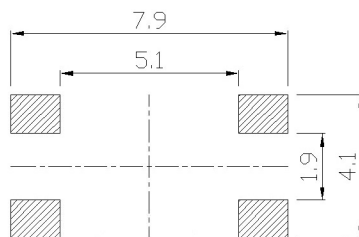
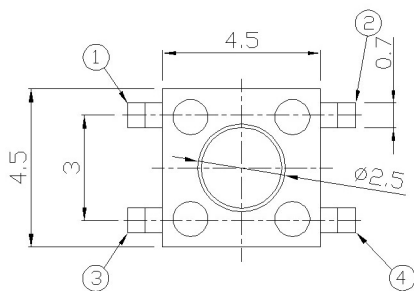
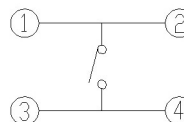


P.C.B MOUNTING PATTERN DIMENSION



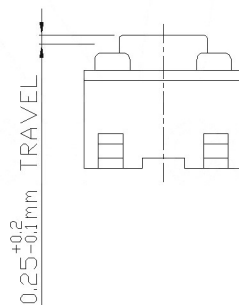
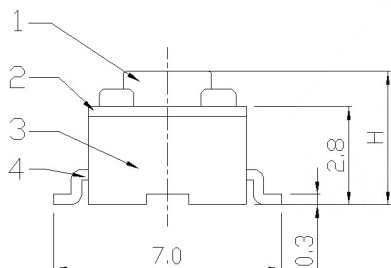
CIRCUIT DIAGRAM



Code-X	H
A	3.8
B	4.3
C	4.5
D	5.0
E	5.5
F	6.0
G	6.5
H	7.0
I	7.5
J	8.0
K	8.5
L	9.0

SPECIFICATION

Contact Rating : 50mA, 12V DC
 Contact Resistance : 100mΩ max
 Insulation Resistance : 100mΩ min.500V DC
 Dielectric Strength : 250V AC/1minute
 Travel : 0.25mm
 Operating Temp : -30°C~+85°C
 Storage Temp : -30°C~+80°C



PAPT NO	TS-1109S-X-X
Operating Force	A:100gf B:160gf C:260gf
Height	Code-X

ITEM	PAPT NAMF	TER,NO	QTY	MATERIAL	FINISHING	REMARK
⑤	Terminal	—	4	Brass (0.30t)	Plating silvering	—
④	Contact	—	1	F.ag/Sus	Natural	—
③	Base	—	1	Pa46	—	—
②	Cover	—	1	Spcc	Plating Nickel	—
①	Keystake	—	1	Pa46	—	—

MARK	DESCRIPTION	DATE	REVISED	APPROVED	units: mm tolerance: X.X ±0.2mm X.XX ±0.1mm X.XXX ±0.05mm
	REVISIONS				UNSPECIFIED TOLERANCES
	www.bodongkaiguan.net				www.ksdkg.com

DSND	DATE	SCALE: N/A	MODEL TYPE: TACT SWITCH
DWN	DATE	VIEW:	PART NO.:
CHKD	DATE	UNIT: mm	DWG NO.:
APPD	DATE	SIZE: A4	TS-1109S-X-X
			WEIGHT SHEET REVISION 1.0g 1/1 A0

KOSOD TECHNOLOGY CO., LTD