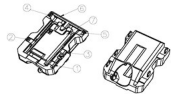
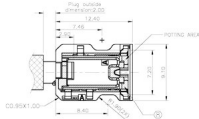


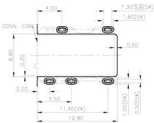
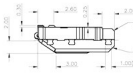
(#5.50mm 4 PDE PLUG DETAIL DRAWING)



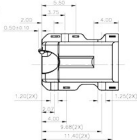
3D VIEW

NOTES:

- CONTACT CURRENT RATING: 1A
- CONTACT RESISTANCE: 50mΩ MAX.
- INSULATION RESISTANCE: 1000Ω MIN.
- DIELECTRIC WITHSTANDING: 50V AC MIN.
- DURABILITY: 10,000 CYCLES MIN.
- CONNECTOR MATING FORCES: 19.6N(2.00kgf/Max)
- CONNECTOR UNMATING FORCES:  
TEST BEFORE: 4.9-19.6N (0.50-2.00kgf);  
TEST AFTER: 2.94-19.6N (0.30-2.00kgf)



RECOMMENDED PCB LAYOUT COMPONENT SIDE  
1=0.70mm, 2=1.25mm



SCHEMATIC

01	CONTACT A	1 PCS	PHOSPHOR BRONZE, T=0.20mm	Au Plated
02	CONTACT B	1 PCS	PHOSPHOR BRONZE, T=0.20mm	Au Plated
03	CONTACT C	1 PCS	PHOSPHOR BRONZE, T=0.20mm	Au Plated
04	CONTACT D	1 PCS	STAINLESS STEEL, T=0.20mm	Au Plated
05	CONTACT E	1 PCS	STAINLESS STEEL, T=0.20mm	Au Plated
06	HOUSING	1 PCS	HIGH TEMPERATURE PLASTIC	BLACK COLORED, USA V-3
07	COVER	1 PCS	HIGH TEMPERATURE PLASTIC	BLACK COLORED, USA V-3
08	ELASTOMER	1 g	EPOXY OF DRYING RESIN	BLACK COLORED
09	PART NAME	QTY	UNIT	DESCRIPTION

For and on behalf of

DSND	DATE	SCALE: N/A	MODEL TYPE:
DWN	DATE	VIEW: ①	3.5 PHONE JACK
CHKD	DATE	UNIT: mm	PART NO.: PJ-3026
APPD	DATE	SIZE: A4	DWG NO.: PJ-3026
			WEIGHT: 1.5g
			SHEET: 1/1
			REVISION: AG

MARK	DESCRIPTION	DATE	REVISED	APPROVED	UNSPECIFIED TOLERANCES
Δ X					ANGULAR ± 0°
Δ X					L/S: 4 ± 0.2
					4< L/C: 16 ± 0.3
					9< L/C: 63 ± 0.4
					L> 63 ± 0.5

THIS DOCUMENT IS THE PROPERTY OF CHANGHENG ELECTRONICS CO., LTD. NO PART THEREOF MAY BE REPRODUCED AND USED WITHOUT THE PRIOR WRITTEN CONSENT OF THE OWNER

KOSOD TECHNOLOGY CO., LTD