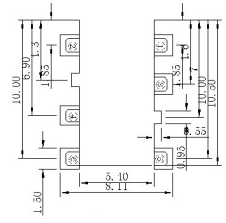
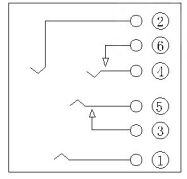
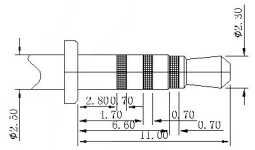


3D VIEW



P.C.B LAYOUT TOP VIEW



SCHEMATIC

(*0.50mm 1 POLE PLUG DETAIL DRAWING)

- NOTES:
 1. REFER TO GWS025, REQUEST OF THE SPECIFICATION:
 (1) CONTACT RESISTANCE: 50mΩ MAX.;
 (2) INSULATION RESISTANCE: 100MΩ MIN.;
 (3) DIELECTRIC WITHSTANDING: 500V AC MIN.;
 (4) DURABILITY: SEE TABLE B;
 (5) CONNECTOR MATING FORCES: 2.91*29 IN (0.3*3.00gf);
 (6) CONNECTOR UNMATING FORCES: 2.91*29 IN (0.3*3.00gf);

	MATERIAL	PLATING
terminal 1	Phosphor Bronze	Gold
terminal 2	Phosphor Bronze	Gold
terminal 3	Phosphor Bronze	Gold
terminal 4	Phosphor Bronze	Gold
terminal 5	Phosphor Bronze	Gold
terminal 6	Phosphor Bronze	Gold
plastic	High Temp. Thermoplastic	

MARK	DESCRIPTION	DATE	REVISED	APPROVED	UNSPECIFIED TOLERANCES	DSND	DATE	SCALE: N/A	MODEL TYPE: 2.5 PHONE JACK
Δ X					ANGULAR ±5°	DWN	DATE	VIEW:	PART NO.:
Δ X					X.X ±0.2mm	CHKD	DATE	UNIT: mm	DWG NO.: PJ-2065-SMT
Δ X					X.XX ±0.1mm	APPD	DATE	SIZE: A4	WEIGHT 1.0g
					X.XXX ±0.05mm				SHEET 1/1
www.bodongkaiguan.net www.ksdkg.com						KOSOD TECHNOLOGY CO., LTD			REVISION A0