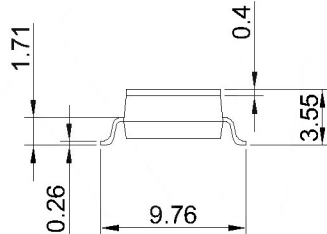
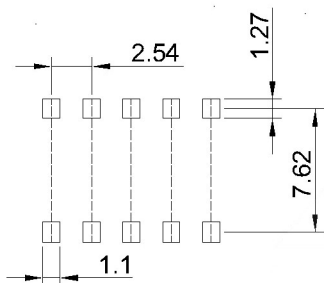
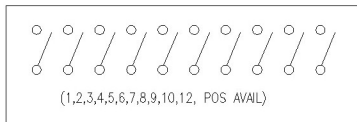


Projection (P)



Short (S)



PART NO.	NO.OF POS.	DIM.A	DIM.B	Projection (P)	Short (S)
DSIC01LS	1	2.54	/	DSIC01LS-P	DSIC01LS-S
DSIC02LS	2	5.08	2.54	DSIC02LS-P	DSIC02LS-S
DSIC03LS	3	7.62	5.08	DSIC03LS-P	DSIC03LS-S
DSIC04LS	4	10.16	7.62	DSIC04LS-P	DSIC04LS-S
DSIC05LS	5	12.7	10.16	DSIC05LS-P	DSIC05LS-S
DSIC06LS	6	15.24	12.70	DSIC06LS-P	DSIC06LS-S
DSIC07LS	7	17.78	15.24	DSIC07LS-P	DSIC07LS-S
DSIC08LS	8	20.32	17.78	DSIC08LS-P	DSIC08LS-S
DSIC09LS	9	22.86	20.32	DSIC09LS-P	DSIC09LS-S
DSIC10LS	10	25.4	22.86	DSIC10LS-P	DSIC10LS-S
DSIC12LS	12	30.48	27.94	DSIC12LS-P	DSIC12LS-S

**SPECIFICATION**

Contact Rating: 25mA,24V DC  
 Contact Resistance: 50mΩ max  
 Insulation Resistance: 100mΩ min.500V DC  
 Dielectric Strength: 500V AC/1minute  
 Operating Force: 1,000gf max  
 Travel: 1.0mm  
 Operating Life: 3000cycles  
 Operating Temp: -20℃~+70℃  
 Storage Temp: -30℃~+80℃

④	Terminal		Copper Alloy	T: Tin plated G:Plating Gold
③	Base	1	Pa9t	White
②	Keystake	1	Pa66	White
①	Cover	1	Pa66	Black
ITEM	PAPT NAMF	QTY	MATERIAL	FINISHING

MARK	DESCRIPTION	DATE	REVISED	APPROVED	UNSPECIFIED TOLERANCES
Δx					ANGULAR ±5°
Δx					X.X ±0.2mm
Δx					X.XX ±0.1mm
Δx					X.XXX ±0.05mm
REVISIONS					
www.bodongkaiguan.net		www.ksdkg.com			

DSND		DATE		SCALE: N/A	MODEL TYPE: <b>DIP SWITCH</b>
DWN		DATE		VIEW:	PART NO.:
CHKD		DATE		UNIT: mm	DWG NO.:
APPD		DATE		SIZE: A4	<b>DSICXXLS-X</b>
KOSOD TECHNOLOGY CO., LTD				WEIGHT	SHEET
				1.0g	1/1
					REVISION
					A0