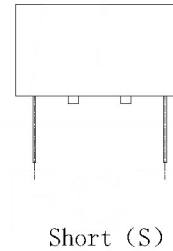
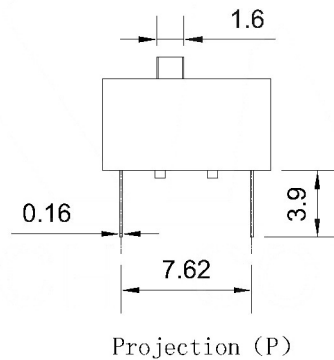
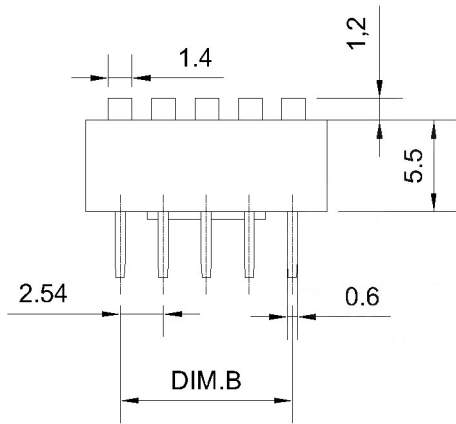
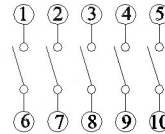
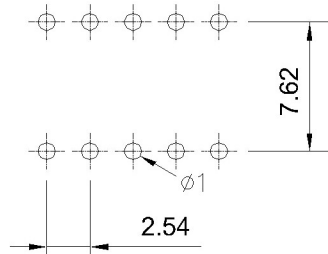


SECTION A-A



**SPECIFICATION**

**Contact Rating:** 25mA,24V DC  
**Contact Resistance:** 50mΩ max  
**Insulation Resistance:** 100mΩ min.500V DC  
**Dielectric Strength:** 500V AC/1minute  
**Operating Force:** 1,000gf max  
**Travel:** 2mm  
**Operating Life:** 3000cycles  
**Operating Temp:** -20°C~+70°C  
**Storage Temp:** -30°C~+80°C

PART NO.	NO.OF POS.	DIM.A	DIM.B	Cover/Red (R)		Cover/Blue (BL)	
				Projection (P)	Short (S)	Projection (P)	Short (S)
DS-01	1	4.06		DS-01RP	DS-01RS	DS-01BLP	DS-01BLS
DS-02	2	6.6	2.54	DS-02RP	DS-02RS	DS-02BLP	DS-02BLS
DS-03	3	9.14	5.08	DS-03RP	DS-03RS	DS-03BLP	DS-03BLS
DS-04	4	11.68	7.62	DS-04RP	DS-04RS	DS-04BLP	DS-04BLS
DS-05	5	14.22	10.16	DS-05RP	DS-05RS	DS-05BLP	DS-05BLS
DS-06	6	16.76	12.70	DS-06RP	DS-06RS	DS-06BLP	DS-06BLS
DS-07	7	19.3	15.24	DS-07RP	DS-07RS	DS-07BLP	DS-07BLS
DS-08	8	21.84	17.78	DS-08RP	DS-08RS	DS-08BLP	DS-08BLS
DS-09	9	24.38	20.32	DS-09RP	DS-09RS	DS-09BLP	DS-09BLS
DS-10	10	26.92	22.86	DS-10RP	DS-10RS	DS-10BLP	DS-10BLS
DS-12	12	32	27.94	DS-12RP	DS-12RS	DS-12BLP	DS-12BLS

④	Terminal		Copper Alloy	T: Tin plated G:Plating Gold ≥15MU
③	Base	1	Pa66	Black
②	Keystake	1	Pa66	White
①	Cover	1	Pa66	Black Blue Red
ITEM	PAPT NAMF	QTY	MATERIAL	FINISHING

MARK	DESCRIPTION	DATE	REVISED	APPROVED	ANGLAR	±5°
△x					X.X	±0.2mm
△x					X.XX	±0.1mm
△x					X.XXX	±0.05mm
					UNSPECIFIED TOLERANCES	

DSND	DATE	SCALE: N/A	MODEL TYPE:
DWN	DATE	VIEW:	<b>DIP SWITCH</b>
CHKD	DATE	UNIT: mm	PART NO.:
APPD	DATE	SIZE: A4	DWG NO.:
			<b>DS-XX-X-X</b>
		WEIGHT	SHEET
		1.0g	1/1
		REVISION	A0

KOSOD TECHNOLOGY CO., LTD

www.bodongkaiguan.net www.ksdkg.com