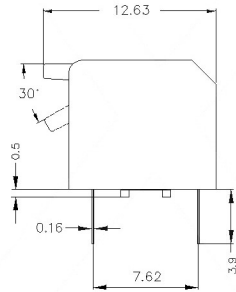
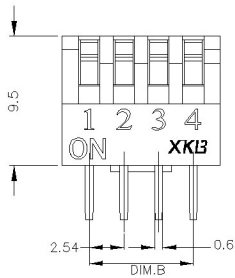



SECTION A-A



Projection (P)



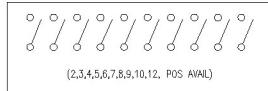
Short (S)

PART NO.	NO.OF POS.	DIM.A	DIM.B	Cover/Red (R)		Cover/Blue (BL)	
				Projection (P)	Short (S)	Projection (P)	Short (S)
DP L-01	1	3.98		DPL-01RP	DPL-01RS	DPL-01BLP	DPL-01BLS
DP L-02	2	6.52	2.54	DPL-02RP	DPL-02RS	DPL-02BLP	DPL-02BLS
DP L-03	3	9.06	5.08	DPL-03RP	DPL-03RS	DPL-03BLP	DPL-03BLS
DP L-04	4	11.6	7.62	DPL-04RP	DPL-04RS	DPL-04BLP	DPL-04BLS
DP L-05	5	14.14	10.16	DPL-05RP	DPL-05RS	DPL-05BLP	DPL-05BLS
DP L-06	6	16.68	12.70	DPL-06RP	DPL-06RS	DPL-06BLP	DPL-06BLS
DP L-07	7	19.22	15.24	DPL-07RP	DPL-07RS	DPL-07BLP	DPL-07BLS
DP L-08	8	21.76	17.78	DPL-08RP	DPL-08RS	DPL-08BLP	DPL-08BLS
DP L-09	9	24.3	20.32	DPL-09RP	DPL-09RS	DPL-09BLP	DPL-09BLS
DP L-10	10	26.84	22.86	DPL-10RP	DPL-10RS	DPL-10BLP	DPL-10BLS
DP L-12	12	31.92	27.94	DPL-12RP	DPL-12RS	DPL-12BLP	DPL-12BLS

SPECIFICATION

Contact Rating: 25mA,24V DC
 Contact Resistance: 50mΩ max
 Insulation Resistance: 100mΩ min.500V DC
 Dielectric Strength: 500V AC/1minute
 Operating Force: 1,000gf max
 Travel: 2mm
 Operating Life: 3000cycles
 Operating Temp: -20°C~+70°C
 Storage Temp: -30°C~+80°C

CIRCUIT



④	Terminal		Copper Alloy	T: Tin plated G:Plating Gold ≥15MU
③	Base	1	Pa66	Black
②	Keystake	1	Pa66	White
①	Cover	1	Pa66	Black Blue Red
ITEM	PAPT NAMF	QTY	MATERIAL	FINISHING

MARK	DESCRIPTION	DATE	REVISED	APPROVED	UNSPECIFIED TOLERANCES
Δ X					ANGULAR X.X ±5°
Δ X					X.XX ±0.2mm
Δ X					X.XXX ±0.1mm
					X.XXX ±0.05mm

DSND	DATE	SCALE: N/A	MODEL TYPE:
DWN	DATE	VIEW:	DIP SWITCH
CHKD	DATE	UNIT: mm	PART NO.:
APPD	DATE	SIZE: A4	DWG NO.:
			DPL-XX-X-X
		WEIGHT	SHEET
		1.0g	1/1
		REVISION	A0

KOSOD TECHNOLOGY CO., LTD