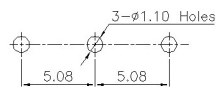
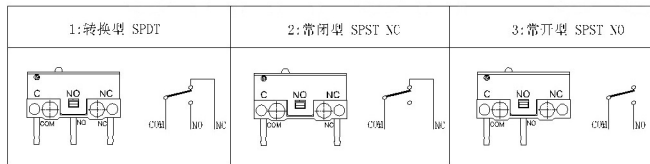
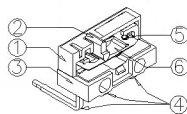
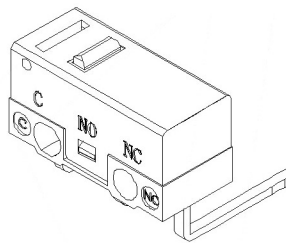
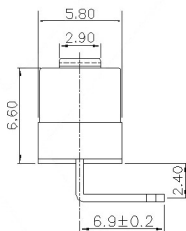
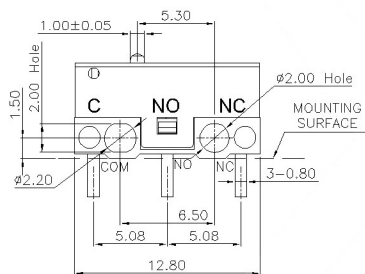


Circuit Diagram



P.C.B layout



DMX-XXXX-X

1: 1A以下
3: 3A

	117		135
	150		180
	12U		16U
	115G		151U
	141U		000

△X						ANGLAR	±5°	
△X						L ≤ 4	±0.2	
△X						4 < L ≤ 16	±0.3	
MARK	DESCRIPTION	DATE	REVISED	APPROVED		16 < L ≤ 63	±0.4	
						L > 63	±0.5	
REVISIONS							UNSPECIFIED TOLERANCES	
www.bodongkaiguan.net www.ksdkg.com								

DSND		DATE		SCALE: N/A	MODEL TYPE: MICRO SWITCH
DWN		DATE		VIEW:	PART NO.:
CHKD		DATE		UNIT: mm	DWG NO.:
APPD		DATE		SIZE: A4	DMX-XXXX-X
				WEIGHT	SHEET
				1.0g	1/1
				REVISION	A0

KOSOD TECHNOLOGY CO., LTD