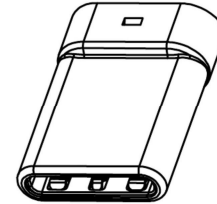


SECT B-B

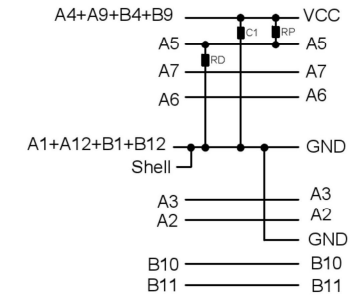


U261-24XXN-4B0165

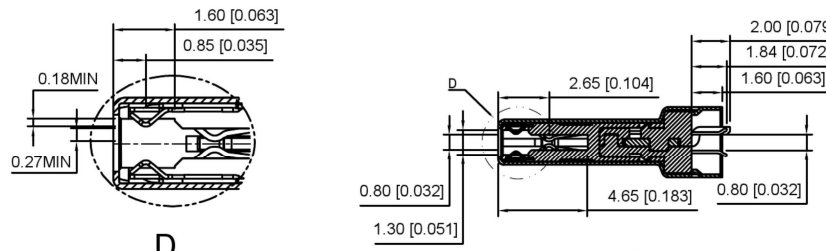
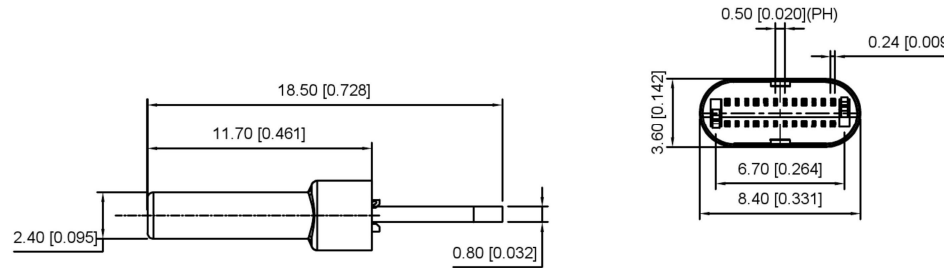
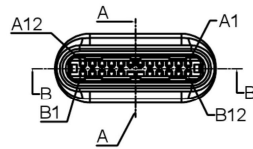
- 1: Au
- 2: Ni
- 1:Au1u"
- 2:Au3u"
- 4:Au15u"
- 5:Au30u"

C TYPE PLUG:

PCB:



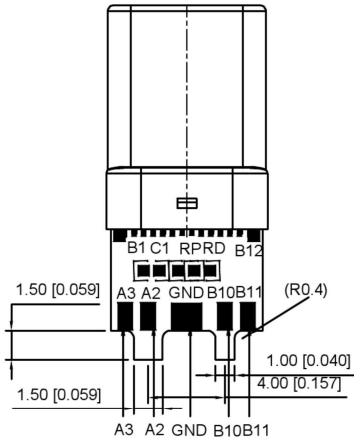
P/N	R/C
U261-24XXN-4B0281	C(10nF/30V MIN)
U261-24XXN-4B0165	C(10nF/30V MIN)+RD(5.1KΩ)
U261-24XXN-4B0174	C(10nF/30V MIN)+RP(56KΩ)



SECT A-A

REMARKS:

- 1.CONTACT INSERTION AND WITHDRAW FORCE :
 - 1.Insertion force : 5N-20N max.
 2. Withdrawal force : 8N-20N.
 - 3.Durability : 10000Cycles.
- 2.ELECTRIC PROPERTY :
 - 1.Contact current rating : 3A.
 - 2.Dielectric Strength : 100V AC(RMS).
 - 3.Insulation Resistance : 100 megaohms min.
 - 4.Contact resistance :
 - 40m0hms MAX.FOR VBUS,GND AND OTHER CONTACT
 - 50m0hms MAX.AFTER ENVIRONMENT TEST
- 3.AMBIENT TEMPERATURE :
 - 1.Operating temperature : -55°C to +85°C.



A12	A11	A10	A9	A8	A7	A6	A5	A4	A3	A2	A1
GND	RX2+	RX2-	Vbus	SBU1	D-	D+	CC	Vbus	TX1-	TX1+	GND
GND	TX2+	TX2-	Vbus	Vconn			SBU2	Vbus	RX1-	RX1+	GND
B1	B2	B3	B4	B5	B6	B7	B8	B9	B10	B11	B12

ITEM	DESCRIPTION	MATERIAL	REMARKS
6	Shrapnel	SUS T=0.10mm	
5	Shell	SUS T=0.15mm	Ovep-plating: Ni
4	Terminal	C7025 T=0.15mm	Ovep-plating:Au Ni/Sn
3	Latch	SUS T=0.4mm	
2	Housing	LCP	UL94-0
1	Housing Stopper	LCP	UL94-0

REVISIONS				UNSPECIFIED TOLERANCES	DSND	SCALE: N/A	MODEL TYPE: Type-C 3.1
DATE	REVISED	APPROVED	ANGULAR	±5°	DWN	VIEW:	PART NO.:
			L ≤ 4	±0.2	CHKD	UNIT: mm/in	DWG NO.:
			4 < L ≤ 16	±0.3	APPD	SIZE: A4	U261-24XXN-4B0165
			16 < L ≤ 63	±0.4	KE SI DA ELECTRONIC TECHNOLOGY CO., LTD		
			L > 63	±0.5	WEIGHT SHEET REVISION		
WWW.BODONGKAIGUAN.NET				WWW.CKJACK.COM	1/1 A0		

KSD
SWITCH CONNECTOR