

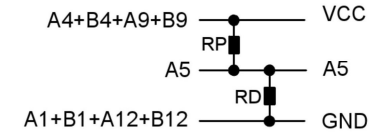
SECT B-B



U261-24XXN-4B0177

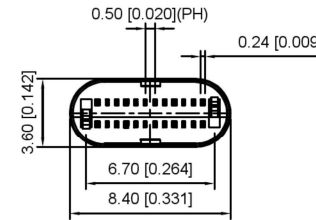
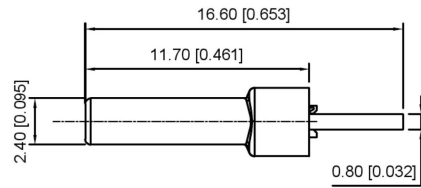
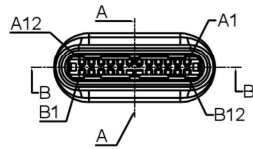
- 1: Au
- 2: Ni
- 1: Au1u"
- 2: Au3u"
- 4: Au15u"
- 5: Au30u"

C TYPE PLUG: PCB:



A6+A7短路,PCB板不引焊盘

P/N	R/C
U261-24XXN-4B0140	RP(56KΩ)
U261-24XXN-4B0177	



REMARKS:

1. CONTACT INSERTION AND WITHDRAW FORCE :

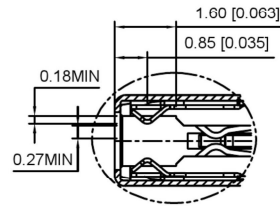
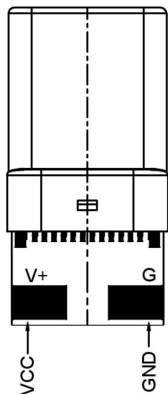
1. Insertion force : 5N-20N max.
2. Withdrawal force : 8N-20N.
3. Durability : 10000Cycles.

2. ELECTRIC PROPERTY :

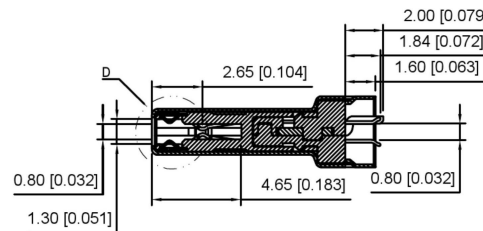
1. Contact current rating : 3A.
2. Dielectric Strength : 100V AC(RMS).
3. Insulation Resistance : 100 megaohms min.
4. Contact resistance : 40mOhms MAX. FOR VBUS, GND AND OTHER CONTACT 50mOhms MAX. AFTER ENVIRONMENT TEST

3. AMBIENT TEMPERATURE :

1. Operating temperature : -55°C to +85°C.



D
2:1



SECT A-A

A12	A11	A10	A9	A8	A7	A6	A5	A4	A3	A2	A1
GND	RX2+	RX2-	Vbus	SBU1	D-	D+	CC	Vbus	TX1-	TX1+	GND
GND	TX2+	TX2-	Vbus	Vconn			SBU2	Vbus	RX1-	RX1+	GND
B1	B2	B3	B4	B5	B6	B7	B8	B9	B10	B11	B12

ITEM	DESCRIPTION	MATERIAL	REMARKS
6	Shrapnel	SUS T=0.10mm	
5	Shell	SUS T=0.15mm	Ovep-plating: Ni
4	Terminal	C7025 T=0.15mm	Ovep-plating: Au Ni/Sn
3	Latch	SUS T=0.4mm	
2	Housing	LCP	UL94-0
1	Housing Stopper	LCP	UL94-0

REVISIONS				DATE	REVISED	APPROVED	UNSPECIFIED TOLERANCES	DSND	SCALE: N/A	MODEL TYPE: Type-C 3.1
							ANGULAR ±5°			
							L ≤ 4 ±0.2	DWN	VIEW:	PART NO.:
							4 < L ≤ 16 ±0.3	CHKD	UNIT: mm/in	DWG NO.:
							16 < L ≤ 63 ±0.4	APPD	SIZE: A4	U261-24XXN-4B0177
							L > 63 ±0.5			WEIGHT
WWW.BODONGKAIGUAN.NET WWW.CKJACK.COM WWW.KSDKG.COM								KE SI DA ELECTRONIC TECHNOLOGY CO., LTD		SHEET 1/1
										REVISION A0

