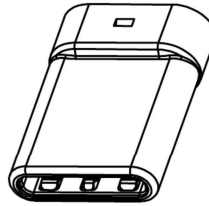


SECT B-B



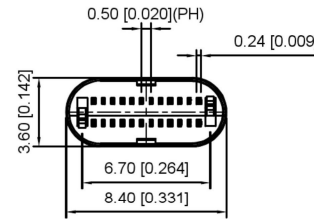
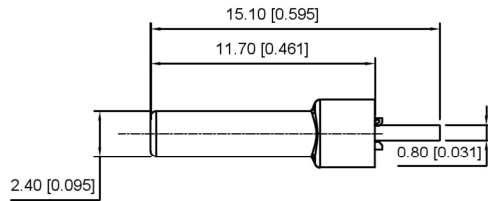
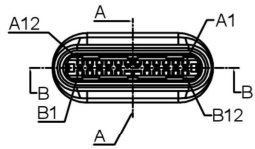
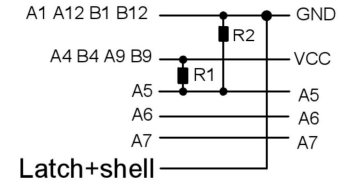
U261-24XXN-4B0151

1: Au
2: Ni

1: Au1u"
2: Au3u"
4: Au15u"
5: Au30u"

C TYPE PLUG:

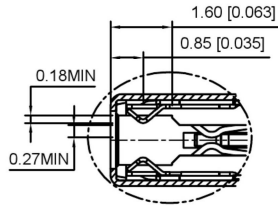
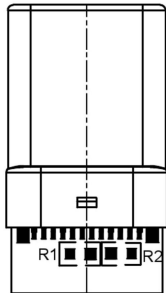
PCB:



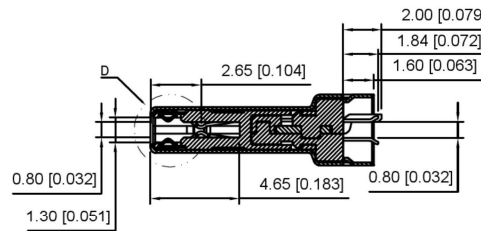
P/N	R/C
U261-24XXN-4B0151	R1(56KΩ)
U261-24XXN-4B0178	R2(6.98KΩ)

REMARKS:

- CONTACT INSERTION AND WITHDRAW FORCE :
 - Insertion force : 5N-20N max.
 - Withdrawal force : 8N-20N.
 - Durability : 10000Cycles.
- ELECTRIC PROPERTY :
 - Contact current rating : 3A.
 - Dielectric Strength : 100V AC(RMS).
 - Insulation Resistance : 100 megaohms min.
 - Contact resistance :
 - 40m0hms MAX.FOR VBUS,GND AND OTHER CONTACT
 - 50m0hms MAX.AFTER ENVIRONMENT TEST
- AMBIENT TEMPERATURE :
 - Operating temperature : -55°C to +85°C.



D
2:1



SECT A-A

A12	A11	A10	A9	A8	A7	A6	A5	A4	A3	A2	A1
GND	RX2+	RX2-	Vbus	SBU1	D-	D+	CC	Vbus	TX1-	TX1+	GND
GND	TX2+	TX2-	Vbus	Vconn			SBU2	Vbus	RX1-	RX1+	GND
B1	B2	B3	B4	B5	B6	B7	B8	B9	B10	B11	B12

ITEM	DESCRIPTION	MATERIAL	REMARKS
6	Shrapnel	SUS T=0.10mm	
5	Shell	SUS T=0.15mm	Ovep-plating: Ni
4	Terminal	C7025 T=0.15mm	Ovep-plating: Au Ni/Sn
3	Latch	SUS T=0.4mm	
2	Housing	LCP	UL94-0
1	Housing Stopper	LCP	UL94-0

REVISIONS				DATE	REVISED	APPROVED	UNSPECIFIED TOLERANCES	DSND	SCALE: N/A	MODEL TYPE: Type-C 3.1		
WWW.BODONGKAIGUAN.NET				WWW.CKJACK.COM	WWW.KSDKG.COM	 SWITCH CONNECTOR		DWN	VIEW:	PART NO.:		
								CHKD	UNIT: mm/in	DWG NO.:		
								APPD	SIZE: A4	U261-24XXN-4B0151		
								KE SI DA ELECTRONIC TECHNOLOGY CO., LTD		WEIGHT	SHEET	REVISION
										1/1	A0	