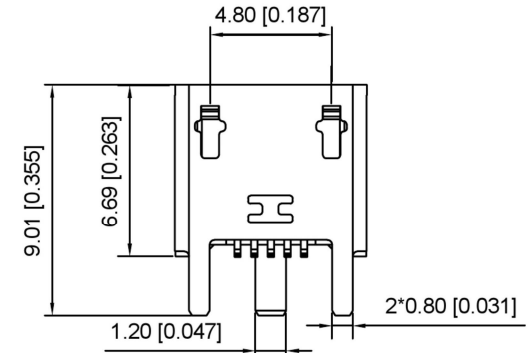
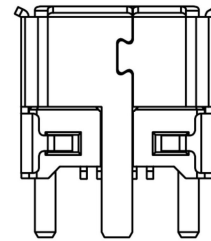
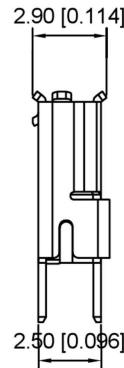
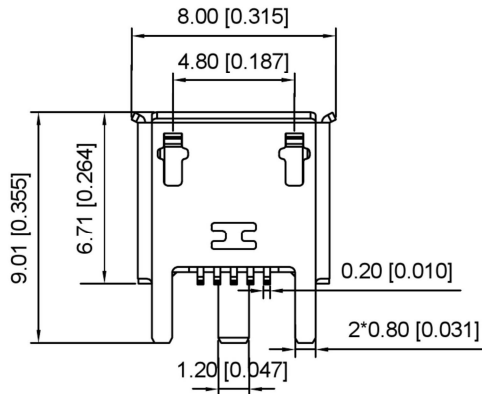
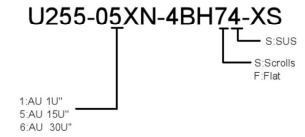
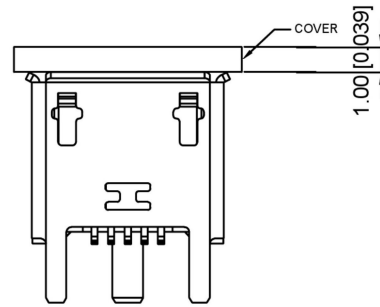
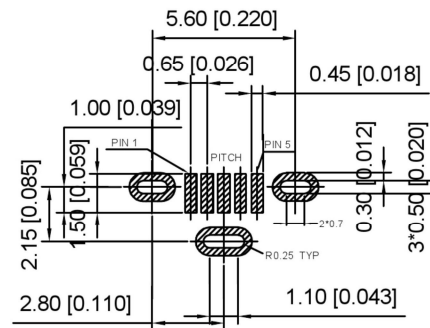
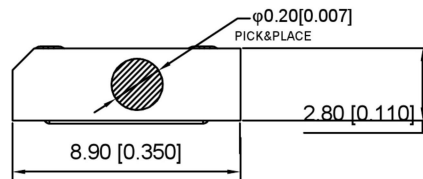


S:Scrolls



F: Flat



RECOMMEND PCB LAYOUT (THICKNESS=1.6mm)
TOLERANCE: ±0.05

Notes:

Specifications:

1. Current rating: 1 A Max.
2. Dielectric withstanding voltage: 100V(AC) for 1 min.
3. Contact resistance: 50m Ω Max.
4. Insulation resistance: 100M Ω Min.
5. Total mating force: 3.57 Kgf Max.
6. Total unmating force: 1.0 Kgf Min. 0.81~2.05 Kgf Min. after 10000 insertion/extraction cycles
7. Temperature range: -30°C~+80°C

Housing Material: LCP UL94V-0, black
Contact Terminal: PHOSPHOR BRONZE
Metallic Shell: SUS

				ANGLAR	±5°		DSND		SCALE: N/A	MODEL TYPE: MICRO USB		
				L ≤ 4	±0.2		DWN		VIEW:	PART NO.:		
				4 < L ≤ 16	±0.3		CHKD		UNIT: mm/in	DWG NO.:		
				16 < L ≤ 63	±0.4		APPD		SIZE: A4			
				L > 63	±0.5							
DESCRIPTION				DATE	REVISED	APPROVED	UNSPECIFIED TOLERANCES			WEIGHT	SHEET	REVISION
REVISIONS							KE SI DA ELECTRONIC TECHNOLOGY CO., LTD				1/1	A0
WWW.BODONGKAIGUAN.NET				WWW.CKJACK.COM			WWW.KSDKG.COM					