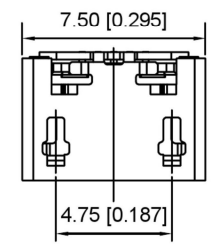
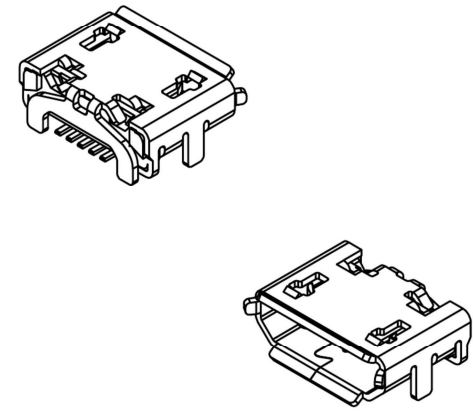
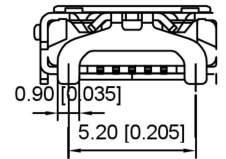
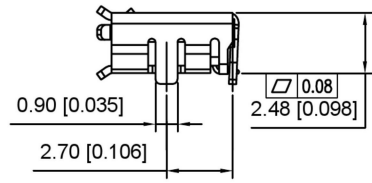
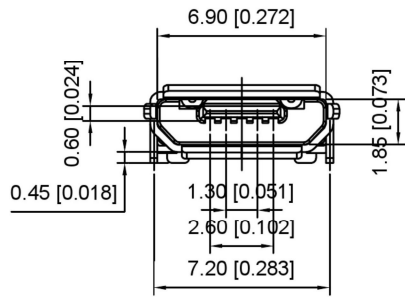


Scrolls (S)



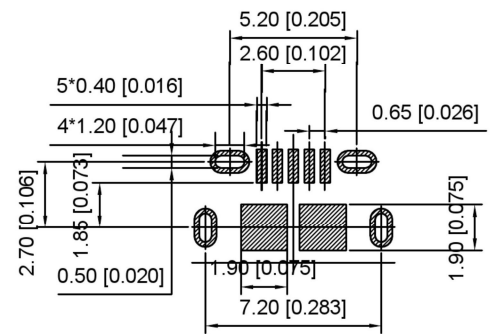
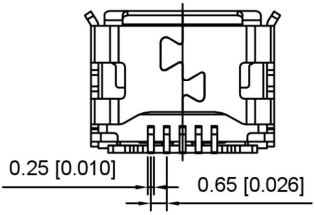
Flat(F)



U254-05XN-4BH24-X2S

- 1:AU 1U"
- 5:AU 15U"
- 6:AU 30U"
- T:TIN
- N:NICKEL
- S:Sus
- 2:WITHOUT
- S:Scrolls F:Flat
- B:BLACK W:WHITE
- 1:PBT
- 2:PA6T
- 3:PA9T
- 4:LCP

- NOTES:
1. MATERIAL & FINISH: SEE TABLE A;
  2. SPECIALITY:
    - 2.1 RATED CURRENT: 1.8A For Pin 1, 5
    - 0.5A For Pin 2, 3, 4
    - 2.2 RATED VOLTAGE: 30V
    - 2.3 CONTACT RESISTANCE: 30mΩ Max
    - 2.4 INSULATION RESISTANCE: 1000M Ω Min 500V DC
    - 2.5 DIELECTRIC WITHSTANDING VOLTAGE: 100V AC 1Min.
    - 2.6 SOLDER ABILITY: 255±5 °C, 5±0.5S.
    - 2.7 DURABILITY: 5000 CYCLES Min.
    - 2.8 OPERATING CONDITION: TEMPERATURE -40°C ~ +85°C
    - HUMIDITY 80% R.H Max
  3. MECHANICAL:
    - 3.1 INSERTION FORCE: 35N Max
    - 3.2 EXTRACTION FORCE: 8N Min
  4. PLEASE CONTACT JITS SALES REPRESENTATIVE TO VERIFY PRODUCT DETAILS & AVAILABILITY



RECOMMENDED PCB LAYOUT(TOP VIEW)  
GENERAL TOLERANCES: ±0.05

				ANGLAR	±5°	DSND		SCALE: N/A	MODEL TYPE: MICRO USB			
				L ≤ 4	±0.2	DWN		VIEW:	PART NO.:			
				4 < L ≤ 16	±0.3	CHKD		UNIT: mm/in	DWG NO.:			
				16 < L ≤ 63	±0.4	APPD		SIZE: A4	U254-05XN-4BH24-X2S			
				L > 63	±0.5				WEIGHT	SHEET	REVISION	
DESCRIPTION				DATE	REVISED	APPROVED	KE SI DA ELECTRONIC TECHNOLOGY CO., LTD					
REVISIONS				UNSPECIFIED TOLERANCES						1/1	A0	
WWW.BODONGKAIGUAN.NET				WWW.CKJACK.COM			WWW.KSDKG.COM					

