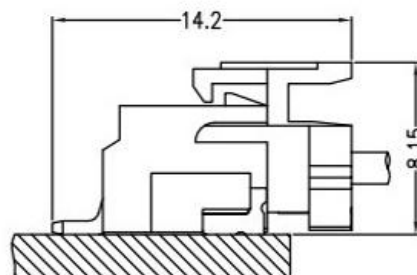
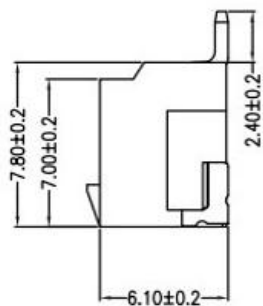
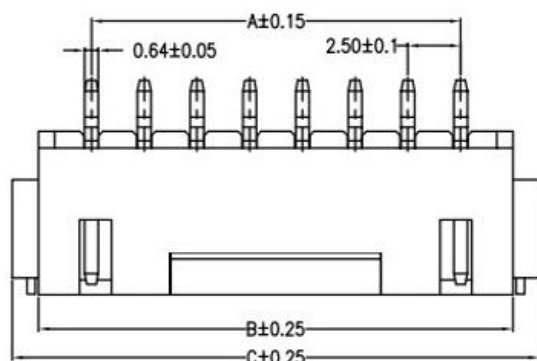
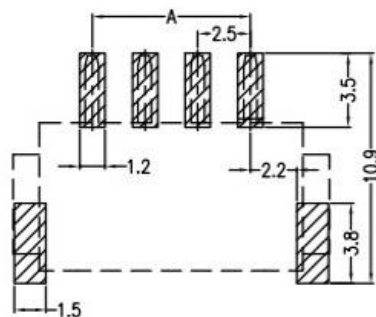
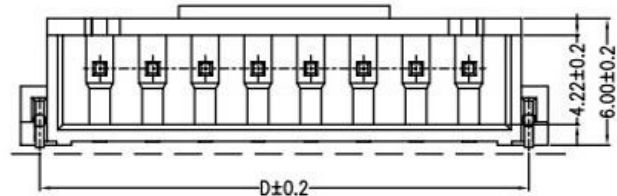


Main Specifications

Contact resistance : $\leq 20m\Omega$
 Insulation resistance : $\geq 1000M\Omega$
 Rated voltage : 250V AC DC
 Rated current : 3.0A AC DC
 Withstand Voltage : 1000V AC/minute
 Temperature Range : $-25^{\circ}C \sim +85^{\circ}C$



Assembly Layout



SUGGESTED PCB LAYOUT

Circuit	Dimensions (mm)				Circuit	Dimensions (mm)			
	A	B	C	D		A	B	C	D
02	2.50	7.50	10.00	8.20	10	22.50	27.50	30.00	28.20
03	5.00	10.00	12.50	10.70	11	25.00	30.00	32.50	30.70
04	7.50	12.50	15.00	13.20	12	27.50	32.50	35.00	33.20
05	10.00	15.00	17.50	15.70	13	30.00	35.00	37.50	35.70
06	12.50	17.50	20.00	18.20	14	32.50	37.50	40.00	38.20
07	15.00	20.00	22.50	20.70	15	35.00	40.00	42.50	40.70
08	17.50	22.50	25.00	23.20	16	37.50	42.50	45.00	43.20
09	20.00	25.00	27.50	25.70					

科斯达电子科技有限公司

檢驗尺寸標示 SYMBOLS ① ② INDICATE CLASSIFICATION DIMENSION	工程 图号	制圖 (DR) *12/6/16
◎ MARK IS CRITICAL DIM. ① MARK IS MAJOR DIM.	品名 XHB2.5mm - nP 贴片带扣	审核 (CHKD)
表面處理 (FINISH)	TITLE XHB2.5mm Pitch WB FOR SMT CONN	核准 (APPD) Rigo Lu
比例 (SCALE) 1:1	單位 (UNITS) mm	张数 (SHEET) 1 OF 1
REV	修改摘要 REVISION DESCRIPTION	日期 DATE
		簽名 SIGNATURE
		SIZE A4
		REV 0