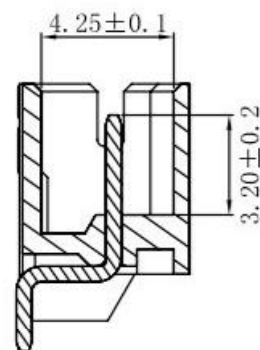
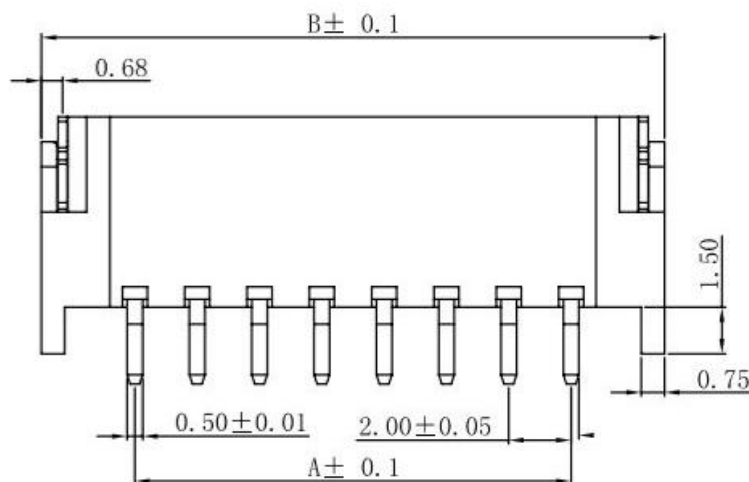
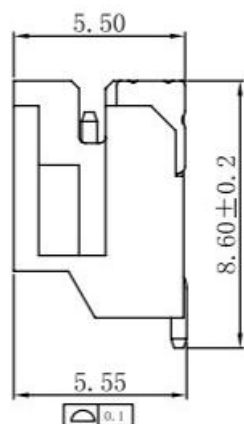
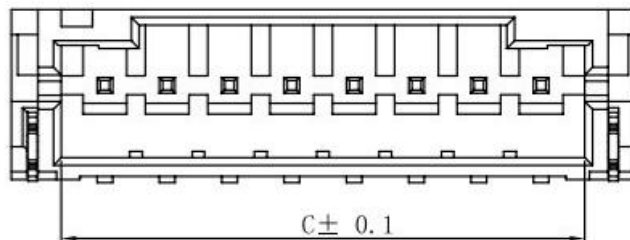


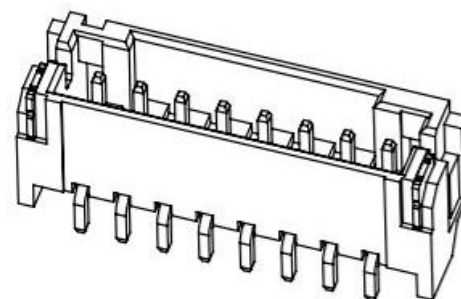
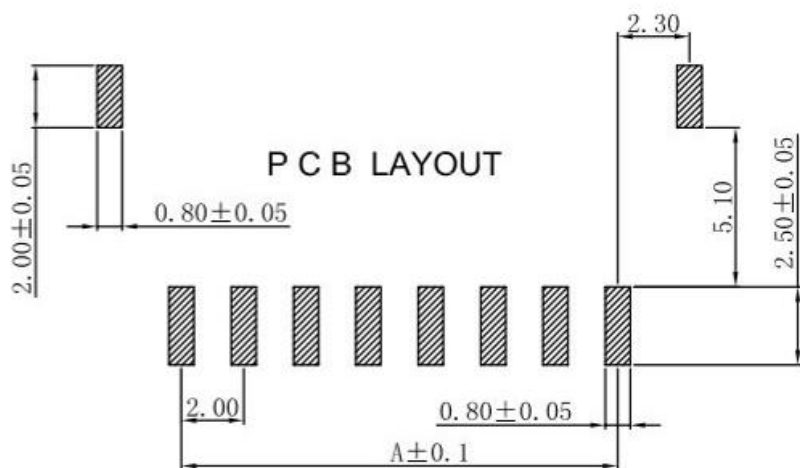
性能:

额定电流: 1A
 额定电压: 100V
 耐电压: 500V
 接触电阻: $\leq 20m\Omega$
 绝缘电阻: $500M\Omega$
 工作温度: $-20^{\circ}C \sim +85^{\circ}C$

塑件(材质): LCP, UL94V-0
 插簧(材质): 黄铜, 镀锡
 焊片(材质): 磷青铜, 镀锡



孔位	A	B	C
2	2.00	8.00	4.80
3	4.00	10.00	6.80
4	6.00	12.00	8.80
5	8.00	14.00	10.80
6	10.00	16.00	12.80
7	12.00	18.00	14.80
8	14.00	20.00	16.80
9	16.00	22.00	18.80
10	18.00	24.00	20.80
11	20.00	26.00	22.80
12	22.00	28.00	24.80



X. ± 0.20	X' ± 5'	UNITS mm
.X ± 0.15	.X' ± 2'	MAT'L
.XX ± 0.08	.XX' ± 1'	FINISH
.XXX ± 0.05	.XXX' ± 0.5'	
THESE DRAWINGS AND SPECIFICATIONS ARE THE PROPERTY OF JU MING ELECTRON FACTORY AND SHALL NOT BE REPRODUCED COPIED OR USED IN ANY MANNER WITHOUT THE PRIOR WRITTEN CONSENT OF JU MING ELECTRON FACTORY		Q'TY

科斯达电子科技有限公司

PART NO.(INTENDED USE) 2.0-A-nPWB	TITLE: 2.0 贴片/wafer		
APPD:	DWG NO.:		
CHKD:	SCALE	SHEET	REV.
DR: huang sheng2013-02-02	1:1	1/1	B