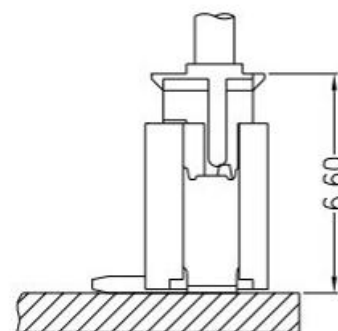


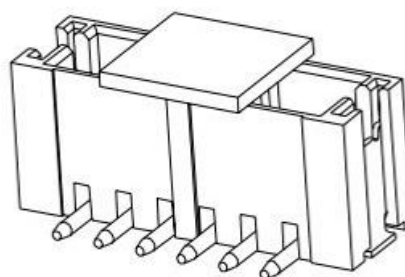
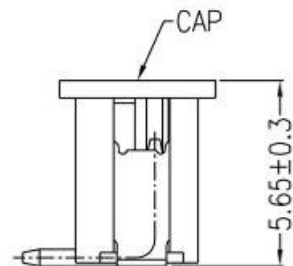
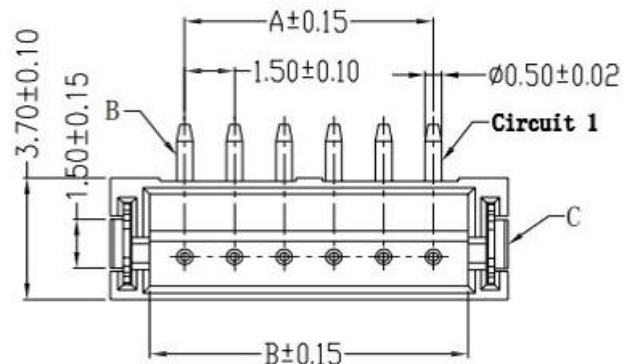
SUGGESTED PCB LAYOUT



Assembly Layout

### 主要技术参数 Main Specifications

- 线 数 (Poles): 02 to 16
- 接触电阻 (Contact resistance):  $\leq 20m\Omega$
- 绝缘电阻 (Insulation resistance):  $\geq 500M\Omega$
- 额定电压 (Rated voltage): 125V AC DC
- 额定电流 (Rated current): 1.0A AC DC
- 耐电压 (Withstand Voltage): 500V AC/minute
- 温度范围 (Temperature Range):  $-25^{\circ}C \sim +105^{\circ}C$



NO.	DESCRIPTION	QTY	MATERIAL	PLATING/COLOR
A	Insulator	1	LCP(UL94V-0)	Beige
B	Contacts	2~16	Brass	Tin-plated
C	SolderTab	2	PhosphorBronze	Tin-plated

Circuits	Dimensions (mm)			Circuits	Dimensions (mm)		
	A	B	C		A	B	C
02	1.50	3.60	6.00	10	13.50	15.60	18.00
03	3.00	5.10	7.50	11	15.00	17.10	19.50
04	4.50	6.60	9.00	12	16.50	18.60	21.00
05	6.00	8.10	10.50	13	18.00	20.10	22.50
06	7.50	9.60	12.00	14	19.50	21.60	24.00
07	9.00	11.10	13.50	15	21.00	23.10	25.50
08	10.50	12.60	15.00	16	22.50	24.60	27.00
09	12.00	14.10	16.50				

UNITS	mm
MAT'L	
FINISH	
Q'TY	PCS

科斯达电子科技有限公司

X ± 0.3	X' ± 5°
.X ± 0.25	.X' ± 2°
.XX ± 0.20	.XX' ± 1°
.XXX ± 0.10	.XXX' ± 0.5°

PART NO.(INTENDED USE)	TITLE:
APPD:	DWG NO.:
CHKD:	
DR: HU 2016.09.28	
	SCALE SHEET REV.
	1/1 1/1 A