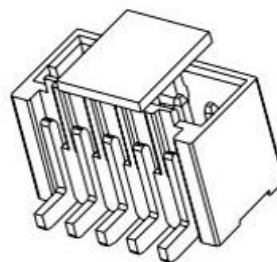
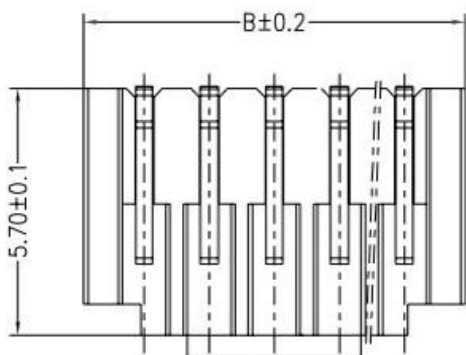


PCB LAYOUT

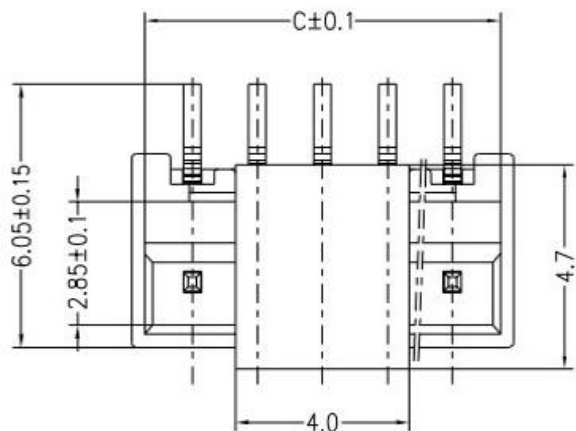


主要技术参数 Main Specifications

- 线 数 (Poles): 02 to 15
- 接触电阻 (Contact resistance): $\leq 20m\Omega$
- 绝缘电阻 (Insulation resistance): $\geq 1000M\Omega$
- 额定电压 (Rated voltage): 350V AC DC
- 额定电流 (Rated current): 3.0A AC DC
- 耐电压 (Withstand Voltage): 500V AC/minute
- 温度范围 (Temperature Range): $-25^{\circ}C \sim +85^{\circ}C$

PIN.	DIM A	DIM B	DIM C
2pin	1.50	4.30	3.70
3pin	3.00	5.80	5.20
4pin	4.50	7.30	6.70
5pin	6.00	8.80	8.20
6pin	7.50	10.30	9.70
7pin	9.00	11.80	11.20
8pin	10.50	13.30	12.70
9pin	12.00	14.80	14.20
10pin	13.50	16.30	15.70
11pin	15.00	17.80	17.20
12pin	16.50	19.30	18.70
13pin	18.00	20.80	20.20
14pin	19.50	22.30	21.70
15pin	21.00	23.80	23.20

ITEM	COMPONENT	Q'TY	MATERIAL	FINISH
C	CAP	1 PCS	LCP	UL 94V-0, COLOR:BEIGE
B	CONTACT	2~15 PCS	PhosphorBronze	MATTE Sn-plated
A	HOUSING	1 PCS	LCP	UL 94V-0, COLOR:BEIGE



科斯达电子科技有限公司

UNITS		FINISH	Q'TY	CHKD:	DR:	SCALE	SHEET	REV.
X ± 0.3	X' ± 5'							
.X ± 0.25	.X' ± 2'	PCS	1	HU 2016.09.28	HU 2016.09.28	1/1	1/1	A
.XX ± 0.20	.XX' ± 1'							
.XXX ± 0.10	.XXX' ± 0.5'							

PART NO.(INTENDED USE) TITLE:
1.5MM PITCH 180° WAFER SMT TYPE

APPD: DWG NO.: