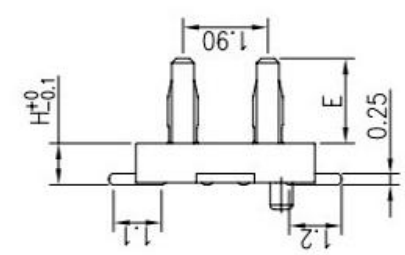
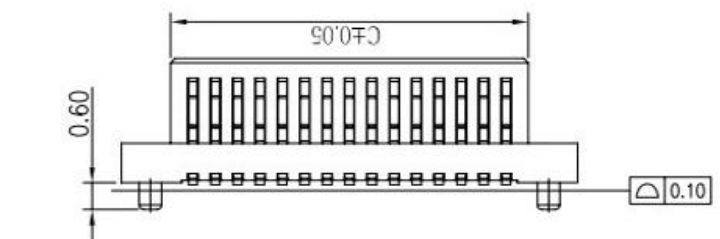


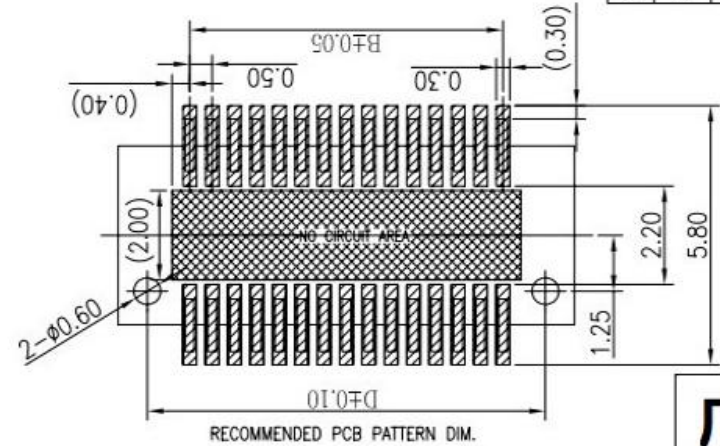
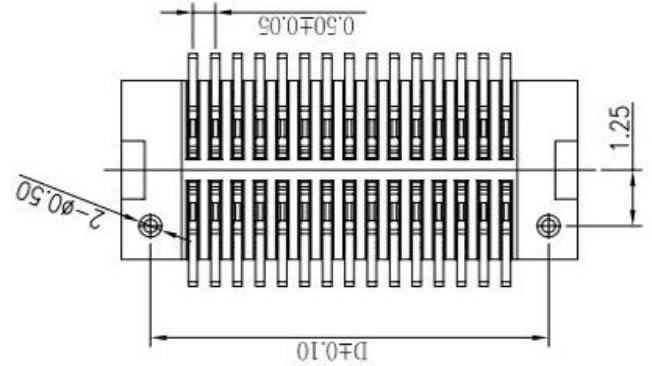
NOTES:  
 1.HOUSING: PA9T HIGH-TEMP THERMOPLASTIC UL94V-0 COLOR:BLACK  
 2.TERMINAL:PHOSPHOR BRONZE  
 PLATING:1\*GOLD FLASH OVERALL 50~100\* NICKEL UNDER PLATED.

Ordering information

1: Male	Pitch:	Combined High:	Welding:	Contact	Plastic	Packing:
2: Female	1.00-0.5mm	15:1.5mm	S:180°	00:gold flash	Material:	1:bag
	2.00-0.5mm	20:2.0mm	E:90°	G1:30°	2:PA9T	2:Tube
		30:3.0mm	M:SWT	G2:90°	3:PA9T	3:Box
		40:4.0mm	V:90° SMT	G3:100°	4:PA9T	4:Box
		45:4.5mm			5:PA9T	
		50:5.0mm			6:PA9T	
		60:6.0mm			7:PA9T	



MATING HEIGHT	PLUG (H.)	SOCKET (H.)	E	NO.of contacts	Dimensions				NO.of contacts	Dimensions			
					A	B	C	D		A	B	C	D
3.0	0.8	2.2	1.6	4	3.70	0.50	1.50	2.40	54	16.20	13.00	14.00	14.90
3.5	1.3	2.2	1.6	6	4.20	1.00	2.00	2.90	56	16.70	13.50	14.50	15.40
4.0	1.0	3.0	1.9	8	4.70	1.50	2.50	3.40	58	17.20	14.00	15.00	15.90
4.5	1.0	3.5	1.9	10	5.20	2.00	3.00	3.90	60	17.70	14.50	15.50	16.40
5.0	1.0	4.0	1.9	12	5.70	2.50	3.50	4.40	62	18.20	15.00	16.00	16.90
5.5	1.0	4.5	1.9	14	6.20	3.00	4.00	4.90	64	18.70	15.50	16.50	17.40
6.0	2.0	4.0	1.9	16	6.70	3.50	4.50	5.40	66	19.20	16.00	17.00	17.90
6.5	2.0	4.5	1.9	18	7.20	4.00	5.00	5.90	68	19.70	16.50	17.50	18.40
				20	7.70	4.50	5.50	6.40	70	20.20	17.00	18.00	18.90
				22	8.20	5.00	6.00	6.90	72	20.70	17.50	18.50	19.40
				24	8.70	5.50	6.50	7.40	74	21.20	18.00	19.00	19.90
				26	9.20	6.00	7.00	7.90	76	21.70	18.50	19.50	20.40
				28	9.70	6.50	7.50	8.40	78	22.20	19.00	20.00	20.90
				30	10.20	7.00	8.00	8.90	80	22.70	19.50	20.50	21.40
				32	10.70	7.50	8.50	9.40	82	23.20	20.00	21.00	21.90
				34	11.20	8.00	9.00	9.90	84	23.70	20.50	21.50	22.40
				36	11.70	8.50	9.50	10.40	86	24.20	21.00	22.00	22.90
				38	12.20	9.00	10.00	10.90	88	24.70	21.50	22.50	23.40
				40	12.70	9.50	10.50	11.40	90	25.20	22.00	23.00	23.90
				42	13.20	10.00	11.00	11.90	92	25.70	22.50	23.50	24.40
				44	13.70	10.50	11.50	12.40	94	26.20	23.00	24.00	24.90
				46	14.20	11.00	12.00	12.90	96	26.70	23.50	24.50	25.40
				48	14.70	11.50	12.50	13.40	98	27.20	24.00	25.00	25.90
				50	15.20	12.00	13.00	13.90	100	27.70	24.50	25.50	26.40



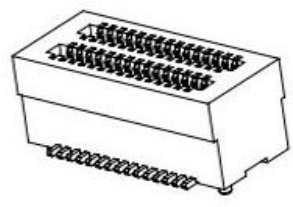
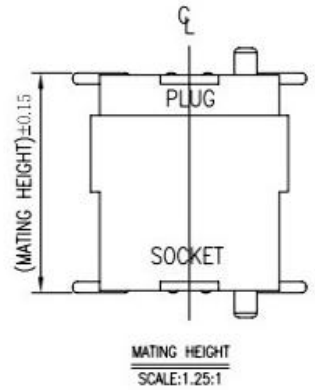
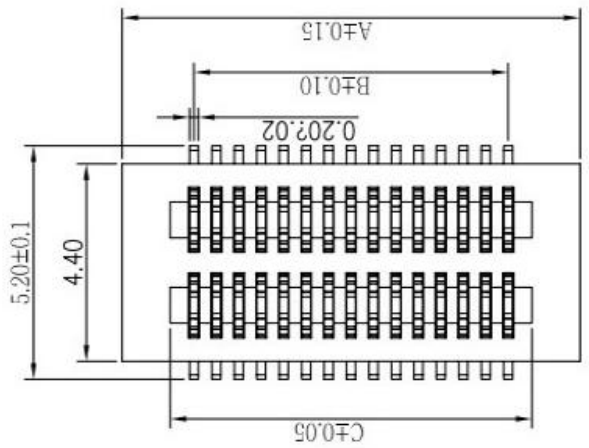
RECOMMENDED PCB PATTERN DIM.  
 TOLERANCE : ±0.05

广东科斯达科技有限公司

一般公差 GENERAL TOLERANCE	Rev in	品名(TITLE):
.S ±0.25	初图(DR):	BTB 0.5 2*NP SMT MALE
.XX ±0.15	审核(CHECK):	料号(PART NO):
.XXX ±0.05	版本(REV):	比例(SCALE):
ANGLES ±1°	核准(APPRO):	单位(UNITS):
		张数(SHEET):
		图幅(SIZE):

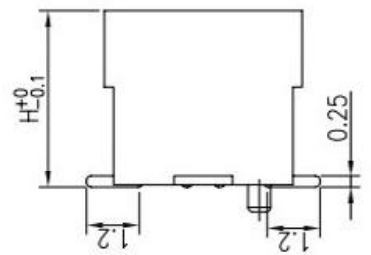
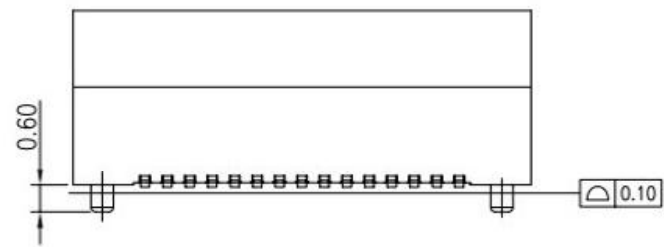


修订 REV	修改摘要 REVISION DESCRIPTION	签名 SIGNATURE	日期 DATE
-----------	------------------------------	-----------------	------------

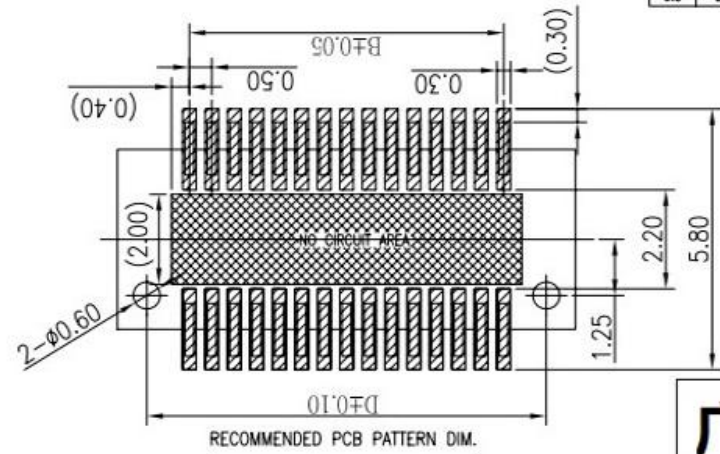
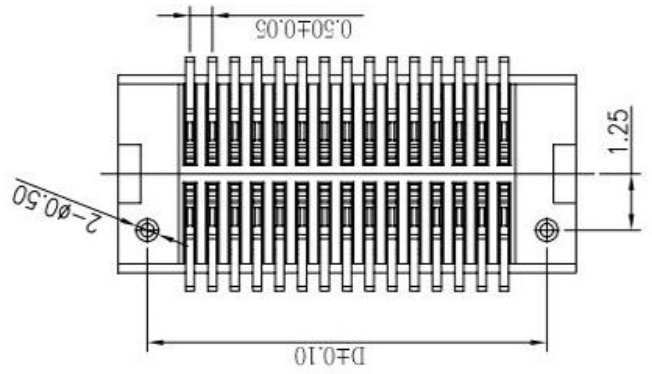


**Ordering information**

1. Male	Pitch:	No. of PIN:	Combined High:	Welding:	Contact Plating:	Plastic Material:	Packing:
2. Female	1.06:0.9mm 2.00:0.9mm	0-100P 40-40P 10-10P	18:1.6mm 30:2.0mm 35:2.0mm 30:3.0mm 35:3.0mm 40:4.0mm 60:6.0mm 60:6.0mm	5:100° 8:90° 8:90° 9:90° SMT	G0:gold flash G1:50° G2:50° G3:100°	1:PET 2:PA66 3:PA6T 4:PA6T 5:PC	1:bag 2:Tube 3:Box 4:Reel



MATING HEIGHT	PLUG (H.)	SOCKET (H.)	NO. of contacts	Dimensions				NO. of contacts	Dimensions			
				A	B	C	D		A	B	C	D
3.0	0.8	2.2	4	3.70	0.50	1.56	2.40	54	16.20	13.00	14.06	14.90
3.5	1.3	2.2	6	4.20	1.00	2.06	2.90	56	16.70	13.50	14.56	15.40
4.0	1.0	3.0	8	4.70	1.50	2.56	3.40	58	17.20	14.00	15.06	15.90
4.5	1.0	3.5	10	5.20	2.00	3.06	3.90	60	17.70	14.50	15.56	16.40
5.0	1.0	4.0	12	5.70	2.50	3.56	4.40	62	18.20	15.00	16.06	16.90
5.5	1.0	4.5	14	6.20	3.00	4.06	4.90	64	18.70	15.50	16.56	17.40
6.0	2.0	4.0	16	6.70	3.50	4.56	5.40	66	19.20	16.00	17.06	17.90
6.5	2.0	4.5	18	7.20	4.00	5.06	5.90	68	19.70	16.50	17.56	18.40
			20	7.70	4.50	5.56	6.40	70	20.20	17.00	18.06	18.90
			22	8.20	5.00	6.06	6.90	72	20.70	17.50	18.56	19.40
			24	8.70	5.50	6.56	7.40	74	21.20	18.00	19.06	19.90
			26	9.20	6.00	7.06	7.90	76	21.70	18.50	19.56	20.40
			28	9.70	6.50	7.56	8.40	78	22.20	19.00	20.06	20.90
			30	10.20	7.00	8.06	8.90	80	22.70	19.50	20.56	21.40
			32	10.70	7.50	8.56	9.40	82	23.20	20.00	21.06	21.90
			34	11.20	8.00	9.06	9.90	84	23.70	20.50	21.56	22.40
			36	11.70	8.50	9.56	10.40	86	24.20	21.00	22.06	22.90
			38	12.20	9.00	10.06	10.90	88	24.70	21.50	22.56	23.40
			40	12.70	9.50	10.56	11.40	90	25.20	22.00	23.06	23.90
			42	13.20	10.00	11.06	11.90	92	25.70	22.50	23.56	24.40
			44	13.70	10.50	11.56	12.40	94	26.20	23.00	24.06	24.90
			46	14.20	11.00	12.06	12.90	96	26.70	23.50	24.56	25.40
			48	14.70	11.50	12.56	13.40	98	27.20	24.00	25.06	25.90
			50	15.20	12.00	13.06	13.90	100	27.70	24.50	25.56	26.40



RECOMMENDED PCB PATTERN DIM.  
TOLERANCE : ±0.05

# 广东科斯达科技有限公司

一般公差 GENERAL TOLERANCE	Kav'in 2016.07.05	品名(TITLE): BTB 0.5 2*NP SMT Female
.Y ±0.25	制图(DWG):	料号(PART NO):
.XX ±0.15	审核(CHEK):	比例(SCALE):
.XXX ±0.05	核准(APPD):	单位(UNITS): mm
ANGLES ±1°		张数(SHEET): 1 OF 1
		图幅(SIZE): A4

修订 SER	修改摘要 REVISION DESCRIPTION	签名 SIGNATURE	日期 DATE

