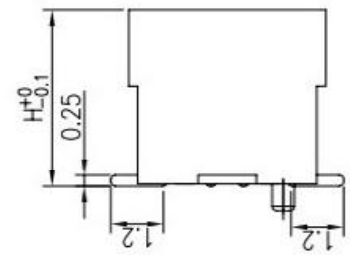



NOTES:

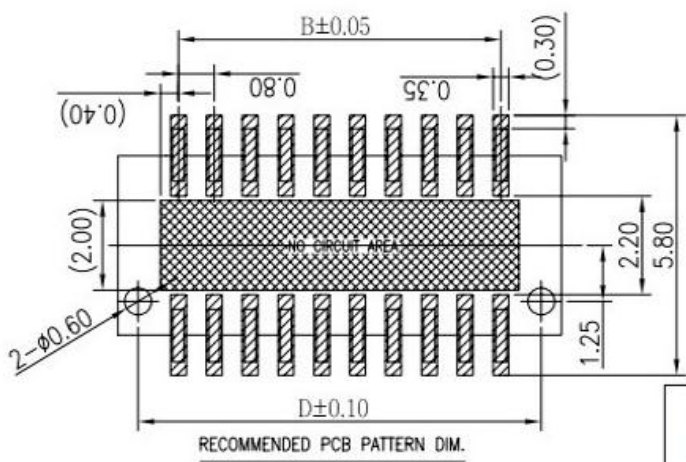
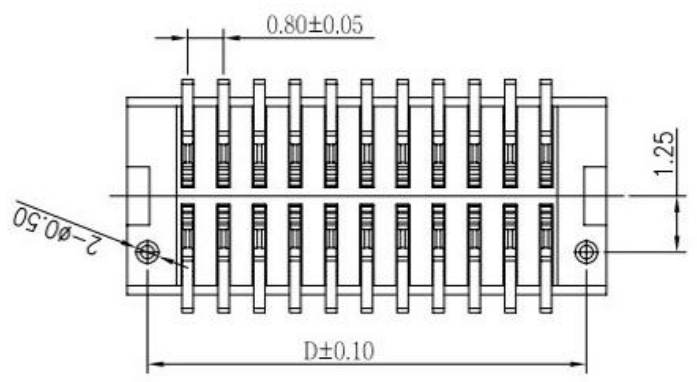
- 1.HUOSING: PA9T HIGH-TEMP THERMOPLASTIC UL94V-0 COLOR:BLACK
- 2.TERMINAL:PHOSPHOR BRONZE
- PLATING:1*GOLD FLASH OVERALL 50~100* NICKEL UNDER PLATED.

Ordering information

1. Male	Pitch:	Combined High:	Welding:	Contact	Plastic	Packing:
2. Female	1.05:0.5mm	18:1.5mm	S:180°	G:gold flash	Material:	1:bag
	2.00:0.5mm	20:2.0mm	E:90°	G1:50°	1:PBZ	2:Tube
		28:2.5mm	N:50°	G2:90°	2:PBZ	3:Box
		30:3.0mm	V:90° SMT	G3:100°	3:PBZ	4:Reel
		36:3.5mm			4:PBZ	
		40:4.0mm			5:LPZ	
		45:4.5mm				
		50:5.0mm				



MATING HEIGHT	PLUG (H.)	SOCKET (H.)	NO.of contacts	Dimensions				NO.of contacts	Dimensions			
				A	B	C	D		A	B	C	D
4.0	1.0	3.0	4	3.50	0.80	1.86	2.60	54	23.50	20.80	21.86	22.60
4.5	1.0	3.5	6	4.30	1.60	2.66	3.40	56	24.30	21.60	22.66	23.40
5.0	1.0	4.0	8	5.10	2.40	3.46	4.20	58	25.10	22.40	23.46	24.20
5.5	1.0	4.5	10	5.90	3.20	4.26	5.00	60	25.90	23.20	24.26	25.00
6.0	2.0	4.0	12	6.70	4.00	5.06	5.80	62	26.70	24.00	25.06	25.80
6.5	2.0	4.5	14	7.50	4.80	5.86	6.60	64	27.50	24.80	25.86	26.60
			16	8.30	5.60	6.66	7.40	66	28.30	25.60	26.66	27.40
			18	9.10	6.40	7.46	8.20	68	29.10	26.40	27.46	28.20
			20	9.90	7.20	8.26	9.00	70	29.90	27.20	28.26	29.00
			22	10.70	8.00	9.06	9.80	72	30.70	28.00	29.06	29.80
			24	11.50	8.80	9.86	10.60	74	31.50	28.80	29.86	30.60
			26	12.30	9.60	10.66	11.40	76	32.30	29.60	30.66	31.40
			28	13.10	10.40	11.46	12.20	78	33.10	30.40	31.46	32.20
			30	13.90	11.20	12.26	13.00	80	33.90	31.20	32.26	33.00
			32	14.70	12.00	13.06	13.80	82	34.70	32.00	33.06	33.80
			34	15.50	12.80	13.86	14.60	84	35.50	32.80	33.86	34.60
			36	16.30	13.60	14.66	15.40	86	36.30	33.60	34.66	35.40
			38	17.10	14.40	15.46	16.20	88	37.10	34.40	35.46	36.20
			40	17.90	15.20	16.26	17.00	90	37.90	35.20	36.26	37.00
			42	18.70	16.00	17.06	17.80	92	38.70	36.00	37.06	37.80
			44	19.50	16.80	17.86	18.60	94	39.50	36.80	37.86	38.60
			46	20.30	17.60	18.66	19.40	96	40.30	37.60	38.66	39.40
			48	21.10	18.40	19.46	20.20	98	41.10	38.40	39.46	40.20
			50	21.90	19.20	20.26	21.00	100	41.90	39.20	40.26	41.00




RECOMMENDED PCB PATTERN DIM.

TOLERANCE : ±0.05

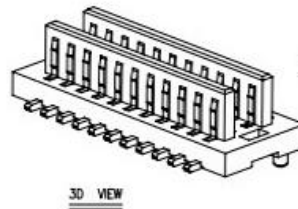
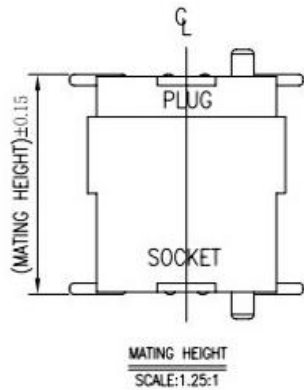
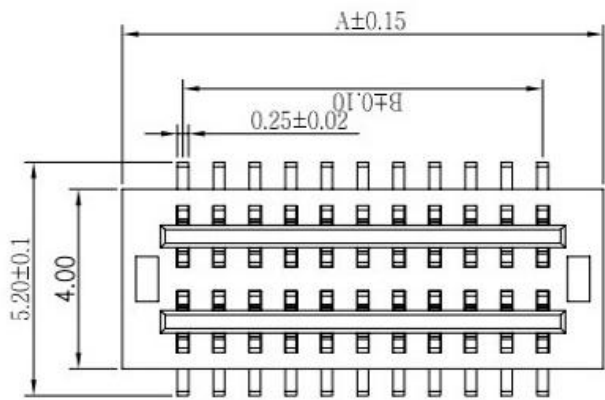
广东科斯达科技有限公司

一般公差 GENERAL TOLERANCE	Kovin	品名(TITLE): BTB 0.8 2*NP SMT Female
.S ±0.25	制图(DWG): 2216.07.05	料号(PART NO):
.XX ±0.13	审核(CHECK):	比例(SCALE):
.XXX ±0.05	核准(APPD):	单位(UNITS):
ANGLES ±1°		张数(SHEET):
		幅面(SIZE):



修订 REV	修改摘要 REVISION DESCRIPTION	签名 SIGNATURE	日期 DATE



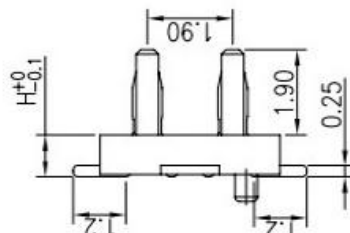
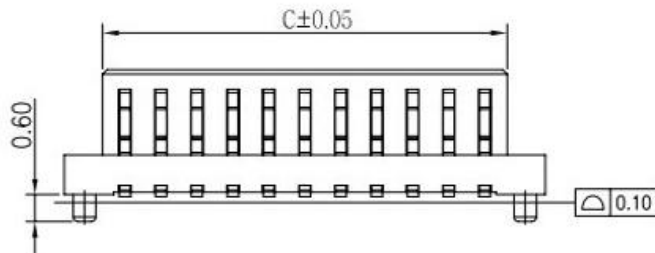


NOTES:

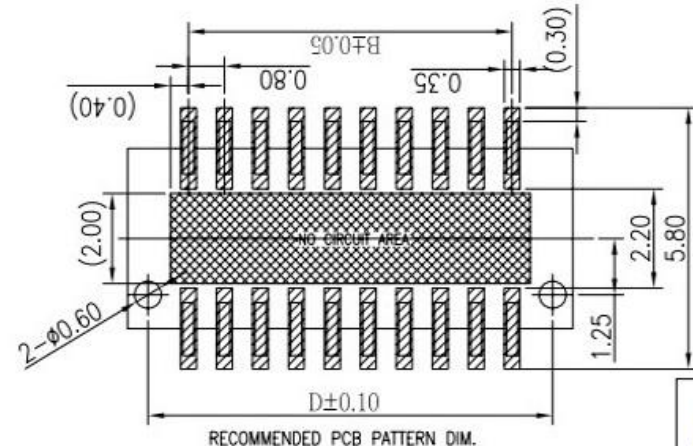
- 1.HUOSING: PA9T HIGH-TEMP THERMOPLASTIC UL94V-0 COLOR:BLACK
- 2.TERMINAL:PHOSPHOR BRONZE
- PLATING:1*GOLD FLASH OVERALL 50~100* NICKEL UNDER PLATED.

Ordering information

1. Male	Pitch:	No. of PIN:	Combined High:	Welding:	Contact	Plastic	Packing:
2. Female	1.05:0.5mm	0~100P	15:1.5mm	S:180°	GO:gold flash	1:PW	1:bag
	2.00:0.5mm	15~15P	20:2.0mm	R:90°	G1:90°	2:PAD	2:Tube
			25:2.5mm	H:90°	G2:90°	3:BOX	3:Box
			30:3.0mm	V:90° SWT	G3:100°	4:PART	4:Reel
			35:3.5mm			5:PCB	
			40:4.0mm			6:PCB	
			45:4.5mm			7:PCB	
			50:5.0mm			8:PCB	



MATING HEIGHT	PLUG (H.)	SOCKET (H.)	NO.of contacts	Dimensions				NO.of contacts	Dimensions			
				A.	B.	C.	D.		A.	B.	C.	D.
4.0	1.0	3.0	4	3.50	0.80	1.80	2.60	54	23.50	20.80	21.80	22.60
4.5	1.0	3.5	6	4.30	1.60	2.60	3.40	56	24.30	21.60	22.60	23.40
5.0	1.0	4.0	8	5.10	2.40	3.40	4.20	58	25.10	22.40	23.40	24.20
5.5	1.0	4.5	10	5.90	3.20	4.20	5.00	60	25.90	23.20	24.20	25.00
6.0	2.0	4.0	12	6.70	4.00	5.00	5.80	62	26.70	24.00	25.00	25.80
6.5	2.0	4.5	14	7.50	4.80	5.80	6.60	64	27.50	24.80	25.80	26.60
			16	8.30	5.60	6.60	7.40	66	28.30	25.60	26.60	27.40
			18	9.10	6.40	7.40	8.20	68	29.10	26.40	27.40	28.20
			20	9.90	7.20	8.20	9.00	70	29.90	27.20	28.20	29.00
			22	10.70	8.00	9.00	9.80	72	30.70	28.00	29.00	29.80
			24	11.50	8.80	9.80	10.60	74	31.50	28.80	29.80	30.60
			26	12.30	9.60	10.60	11.40	76	32.30	29.60	30.60	31.40
			28	13.10	10.40	11.40	12.20	78	33.10	30.40	31.40	32.20
			30	13.90	11.20	12.20	13.00	80	33.90	31.20	32.20	33.00
			32	14.70	12.00	13.00	13.80	82	34.70	32.00	33.00	33.80
			34	15.50	12.80	13.80	14.60	84	35.50	32.80	33.80	34.60
			36	16.30	13.60	14.60	15.40	86	36.30	33.60	34.60	35.40
			38	17.10	14.40	15.40	16.20	88	37.10	34.40	35.40	36.20
			40	17.90	15.20	16.20	17.00	90	37.90	35.20	36.20	37.00
			42	18.70	16.00	17.00	17.80	92	38.70	36.00	37.00	37.80
			44	19.50	16.80	17.80	18.60	94	39.50	36.80	37.80	38.60
			46	20.30	17.60	18.60	19.40	96	40.30	37.60	38.60	39.40
			48	21.10	18.40	19.40	20.20	98	41.10	38.40	39.40	40.20
			50	21.90	19.20	20.20	21.00	100	41.90	39.20	40.20	41.00



RECOMMENDED PCB PATTERN DIM.

TOLERANCE : ±0.05

广东科斯达科技有限公司

一般公差 GENERAL TOLERANCE	Kayin 2006.07.31	品名(TITLE): BTB 0.8mm 2*NP SMT MALE
.1 ±0.25	制图(DWG):	料号(PART NO):
.1X ±0.13	审核(CHECK):	比例(SCALE):
.XXX ±0.05	核准(APPRO):	单位(UNITS):
ANGLES ±1°		张数(SHEET):
		图幅(SIZE):

RoHS Compliant 2013/95/EC



1 2 3 4 5 6 7 8