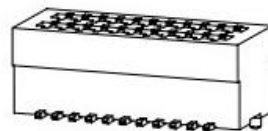


NOTES:

- HUOSING: PA9T HIGH-TEMP THERMOPLASTIC UL94V-0 COLOR:BLACK
- TERMINAL:PHOSPHOR BRONZE
PLATING:1μ" GOLD FLASH OVERALL 50~100μ" NICKEL UNDER PLATED.

Ordering information

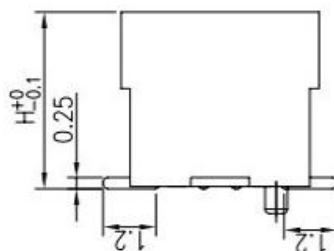
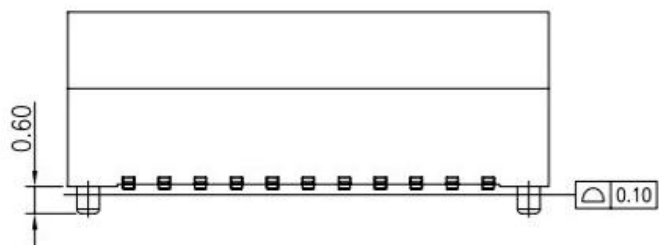


BTB
1. Male
2. Female

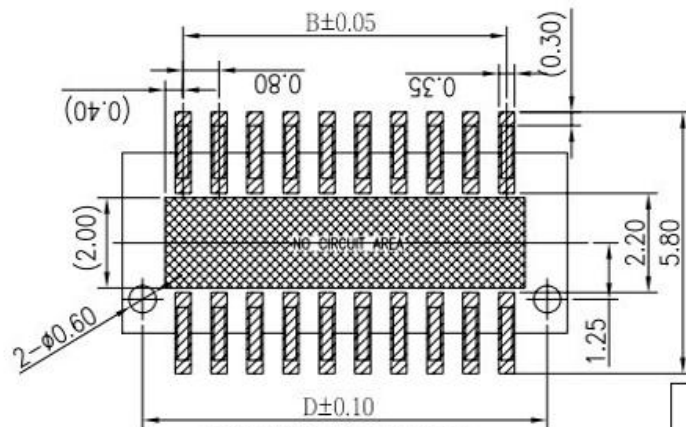
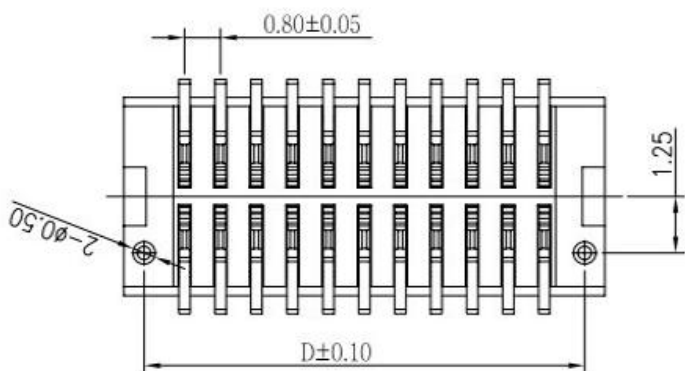
Pitch: 1.00:0.5mm 2.00:0.5mm	No. of PIN: 08-100P 40-40P 15-15P	Combined High: 16:1.0mm 20:2.0mm 25:2.0mm 30:3.0mm 35:3.0mm 40:4.0mm 45:4.0mm 50:5.0mm	Welding: S:100° R:90° N:90° V:90° SMT	Contact Plating: G0:gold flash G1:50° G2:50° G3:100°	Plastic Material: 1:PA9T 2:PA66 3:PA6T 4:PA6T 5:PCP	Packing: 1:bag 2:Tube 3:Box 4:Reel
------------------------------------	--	--	---	--	--	--

3D VIEW

MATING HEIGHT
SCALE:1.25:1



MATING HEIGHT	PLUG (H.)	SOCKET (H.)	NO.of contacts	Dimensions				NO.of contacts	Dimensions			
				A	B	C	D		A	B	C	D
4.0	1.0	3.0	4	3.50	0.80	1.86	2.60	54	23.50	20.80	21.86	22.60
4.5	1.0	3.5	6	4.30	1.60	2.66	3.40	56	24.30	21.60	22.66	23.40
5.0	1.0	4.0	8	5.10	2.40	3.46	4.20	58	25.10	22.40	23.46	24.20
5.5	1.0	4.5	10	5.90	3.20	4.26	5.00	60	25.90	23.20	24.26	25.00
6.0	2.0	4.0	12	6.70	4.00	5.06	5.80	62	26.70	24.00	25.06	25.80
6.5	2.0	4.5	14	7.50	4.80	5.86	6.60	64	27.50	24.80	25.86	26.60
			16	8.30	5.60	6.66	7.40	66	28.30	25.60	26.66	27.40
			18	9.10	6.40	7.46	8.20	68	29.10	26.40	27.46	28.20
			20	9.90	7.20	8.26	9.00	70	29.90	27.20	28.26	29.00
			22	10.70	8.00	9.06	9.80	72	30.70	28.00	29.06	29.80
			24	11.50	8.80	9.86	10.60	74	31.50	28.80	29.86	30.60
			26	12.30	9.60	10.66	11.40	76	32.30	29.60	30.66	31.40
			28	13.10	10.40	11.46	12.20	78	33.10	30.40	31.46	32.20
			30	13.90	11.20	12.26	13.00	80	33.90	31.20	32.26	33.00
			32	14.70	12.00	13.06	13.80	82	34.70	32.00	33.06	33.80
			34	15.50	12.80	13.86	14.60	84	35.50	32.80	33.86	34.60
			36	16.30	13.60	14.66	15.40	86	36.30	33.60	34.66	35.40
			38	17.10	14.40	15.46	16.20	88	37.10	34.40	35.46	36.20
			40	17.90	15.20	16.26	17.00	90	37.90	35.20	36.26	37.00
			42	18.70	16.00	17.06	17.80	92	38.70	36.00	37.06	37.80
			44	19.50	16.80	17.86	18.60	94	39.50	36.80	37.86	38.60
			46	20.30	17.60	18.66	19.40	96	40.30	37.60	38.66	39.40
			48	21.10	18.40	19.46	20.20	98	41.10	38.40	39.46	40.20
			50	21.90	19.20	20.26	21.00	100	41.90	39.20	40.26	41.00



RECOMMENDED PCB PATTERN DIM.

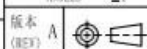
TOLERANCE : ±0.05

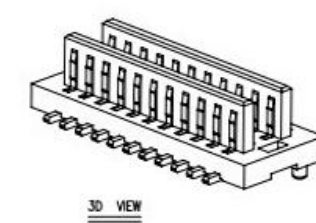
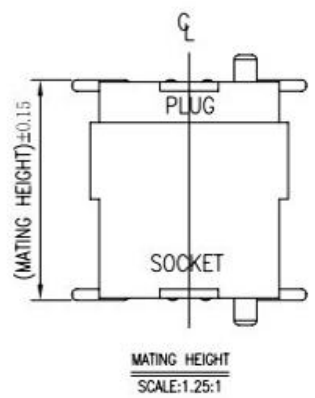
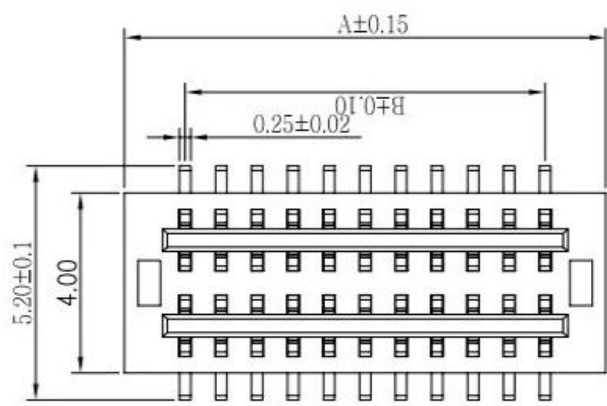
广东科斯达科技有限公司

一般公差 GENERAL TOLERANCE	Kavin 2016.07.15	品名(TITLE): BTB 0.8 2*NP SMT Female
比例(SCALE): 1:8	单位(UNITS): mm	张数(SHEET): 1 OF 1
图幅(SIZE): A4	图例(CHKD):	核准(APPD):



修订 REV	修改摘要 REVISION DESCRIPTION	签名 SIGNATURE	日期 DATE



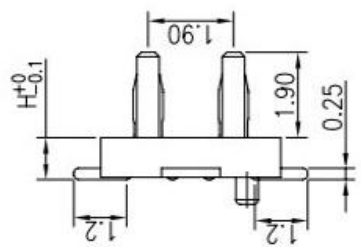
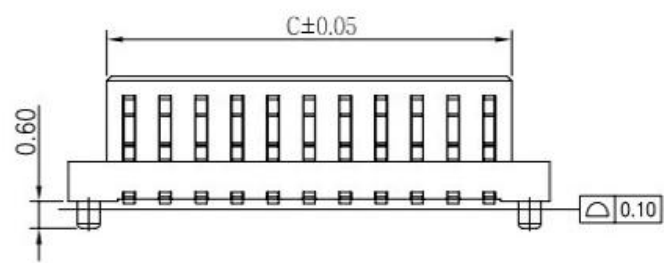


NOTES:

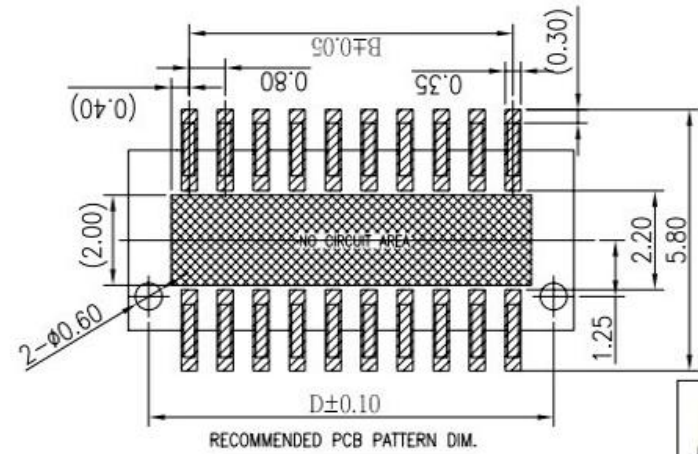
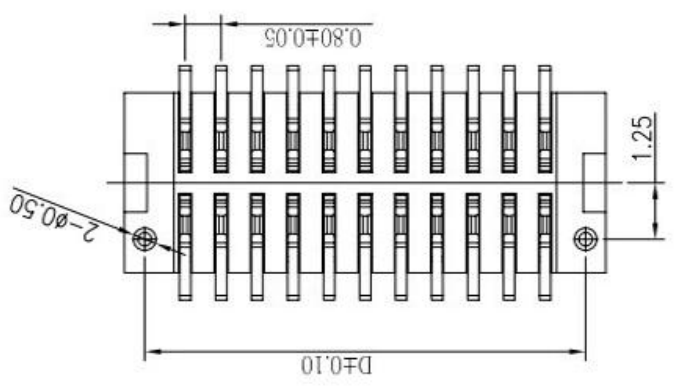
- 1.HUOSING: PA9T HIGH-TEMP THERMOPLASTIC UL94V-0 COLOR:BLACK
- 2.TERMINAL:PHOSPHOR BRONZE
- PLATING:1μ" GOLD FLASH OVERALL 50~100μ" NICKEL UNDER PLATED.

Ordering information

1. Male	Pitch:	Combined High:	Welding:	Contact	Plastic	Packing:
2. Female	1.05:0.5mm	16:1.5mm	S:100°	GO:gold flash	1:PBT	1:bag
	2.08:0.5mm	20:2.0mm	R:90°	G1:50°	2:P466	2:Tube
		28:2.5mm	H:50°	G2:90°	3:P467	3:Box
		30:3.0mm	V:90° SMT	G3:100°	4:PA9T	4:Reel
		36:3.5mm				
		40:4.0mm				
		45:4.5mm				
		50:5.0mm				



MATING HEIGHT	PLUG (H.)	SOCKET (H.)	NO.of contacts	Dimensions				NO.of contacts	Dimensions			
				A	B	C	D		A	B	C	D
4.0	1.0	3.0	4	3.50	0.80	1.80	2.60	54	23.50	20.80	21.80	22.60
4.5	1.0	3.5	6	4.30	1.60	2.60	3.40	56	24.30	21.60	22.60	23.40
5.0	1.0	4.0	8	5.10	2.40	3.40	4.20	58	25.10	22.40	23.40	24.20
5.5	1.0	4.5	10	5.90	3.20	4.20	5.00	60	25.90	23.20	24.20	25.00
6.0	2.0	4.0	12	6.70	4.00	5.00	5.80	62	26.70	24.00	25.00	25.80
6.5	2.0	4.5	14	7.50	4.80	5.80	6.60	64	27.50	24.80	25.80	26.60
			16	8.30	5.60	6.60	7.40	66	28.30	25.60	26.60	27.40
			18	9.10	6.40	7.40	8.20	68	29.10	26.40	27.40	28.20
			20	9.90	7.20	8.20	9.00	70	29.90	27.20	28.20	29.00
			22	10.70	8.00	9.00	9.80	72	30.70	28.00	29.00	29.80
			24	11.50	8.80	9.80	10.60	74	31.50	28.80	29.80	30.60
			26	12.30	9.60	10.60	11.40	76	32.30	29.60	30.60	31.40
			28	13.10	10.40	11.40	12.20	78	33.10	30.40	31.40	32.20
			30	13.90	11.20	12.20	13.00	80	33.90	31.20	32.20	33.00
			32	14.70	12.00	13.00	13.80	82	34.70	32.00	33.00	33.80
			34	15.50	12.80	13.80	14.60	84	35.50	32.80	33.80	34.60
			36	16.30	13.60	14.60	15.40	86	36.30	33.60	34.60	35.40
			38	17.10	14.40	15.40	16.20	88	37.10	34.40	35.40	36.20
			40	17.90	15.20	16.20	17.00	90	37.90	35.20	36.20	37.00
			42	18.70	16.00	17.00	17.80	92	38.70	36.00	37.00	37.80
			44	19.50	16.80	17.80	18.60	94	39.50	36.80	37.80	38.60
			46	20.30	17.60	18.60	19.40	96	40.30	37.60	38.60	39.40
			48	21.10	18.40	19.40	20.20	98	41.10	38.40	39.40	40.20
			50	21.90	19.20	20.20	21.00	100	41.90	39.20	40.20	41.00



RECOMMENDED PCB PATTERN DIM.

TOLERANCE : ±0.05

广东科斯达科技有限公司

一般公差 GENERAL TOLERANCE	Kavin 2016.07.03	品名(TITLE): BTB 0.8mm 2*NP SMT MALE
±0.25	制图(DWG):	料号(PART NO):
±0.15	审核(CHECK):	比例(SCALE):
±0.05	核准(APPRO):	单位(UNITS):
ANGLES = 1°		张数(SHEET):
		图幅(SIZE):



修订 SER	修改摘要 REVISION DESCRIPTION	签名 SIGNATURE	日期 DATE

