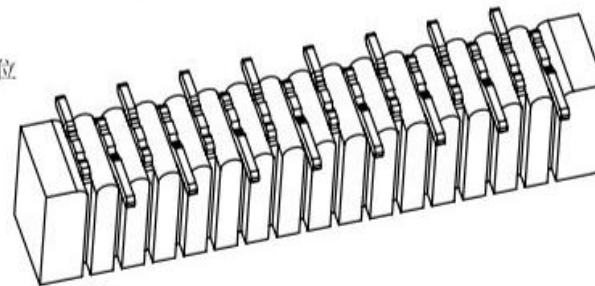
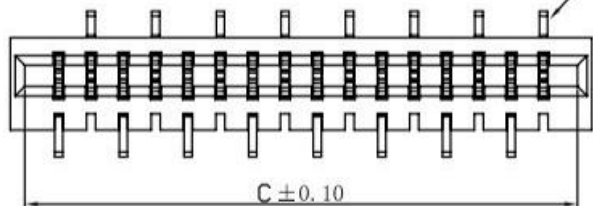


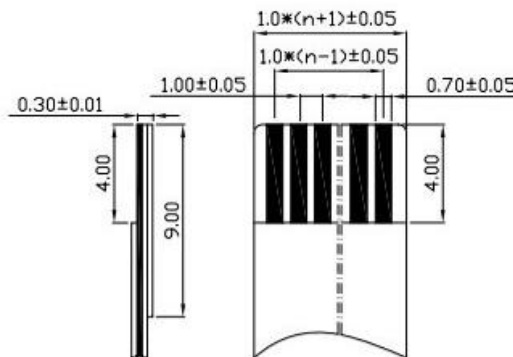
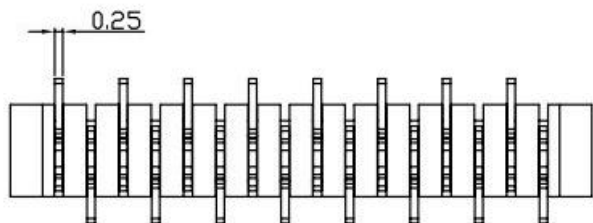
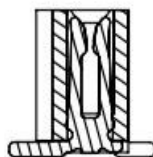
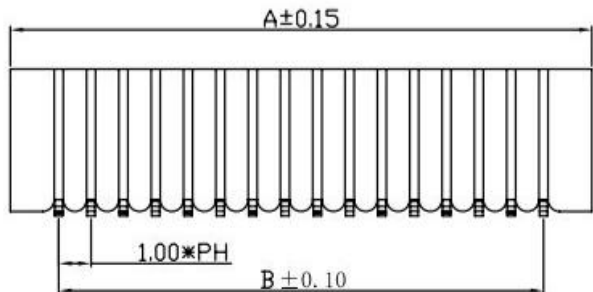
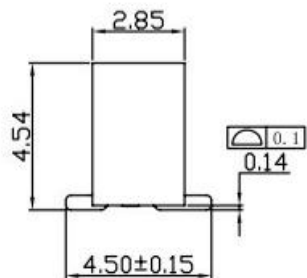
定义正脚位



性能:

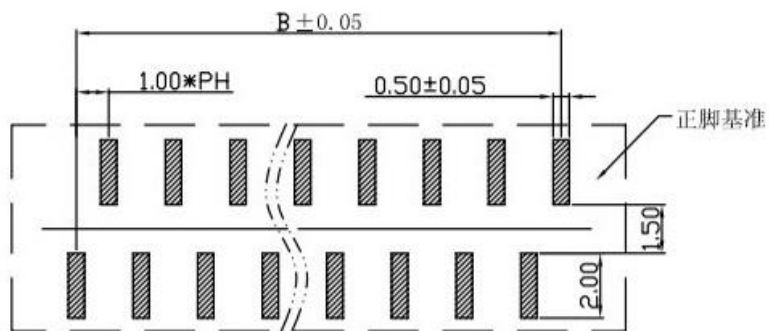
- 额定电流: 0.5A
- 额定电压: 50V
- 耐压: 500V
- 接触电阻: 30mΩ
- 绝缘电阻: 800MΩ
- 工作温度: -20℃ ~ +85℃

塑件 (材质): LCP BLACK, UL94V-0  
 插簧 (材质): 磷青铜, 镀锡/镀金



适用扁平电缆

孔位	A	B	C
4	6.00	3.00	5.10
5	7.00	4.00	6.10
6	8.00	5.00	7.10
7	9.00	6.00	8.10
8	10.00	7.00	9.10
9	11.00	8.00	10.10
10	12.00	9.00	11.10
11	13.00	10.00	12.10
12	14.00	11.00	13.10
13	15.00	12.00	14.10
14	16.00	13.00	15.10
15	17.00	14.00	16.10
16	18.00	15.00	17.10
17	19.00	16.00	18.10
18	20.00	17.00	19.10
19	21.00	18.00	20.10
20	22.00	19.00	21.10
21	23.00	20.00	22.10
22	24.00	21.00	23.10
23	25.00	22.00	24.10
24	26.00	23.00	25.10
25	27.00	24.00	26.10
26	28.00	25.00	27.10
27	29.00	26.00	28.10
28	30.00	27.00	29.10
29	31.00	28.00	30.10
30	32.00	29.00	31.10
31	33.00	30.00	32.10
32	34.00	31.00	33.10
33	35.00	32.00	34.10
34	36.00	33.00	35.10
35	37.00	34.00	36.10



正脚基准

PCB LAYOUT

.X ± 0.3	.X° ± 5°	UNITS	mm
.X ± 0.25	.X° ± 2°	MAT'L	
.XX ± 0.20	.XX° ± 1°	FINISH	
.XXX ± 0.10	.XXX° ± 0.5°	QTY	
THESE DRAWINGS AND SPECIFICATIONS ARE THE PROPERTY OF DE RUI ELECTRON FACTORY AND SHALL NOT BE REPRODUCED, COPIED OR USED IN ANY MANNER WITHOUT THE PRIOR WRITTEN CONSENT OF DE RUI ELECTRON FACTORY			

科斯达电子科技有限公司

PART NO. (INTENDED USE)	TITLE:			
	1.0mm FPC(双面接) 立贴正脚			
APPD:	DWG NO.:	SCALE	SHEET	REV.
CHKD:		1/1	1/1	A
DR:huang sheng 2013/03/29				