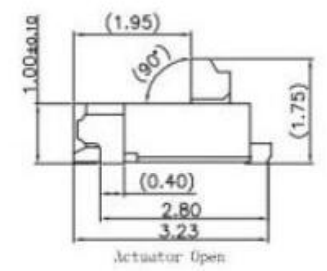
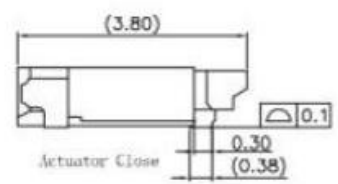
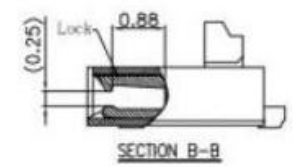
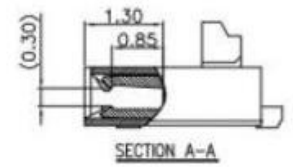
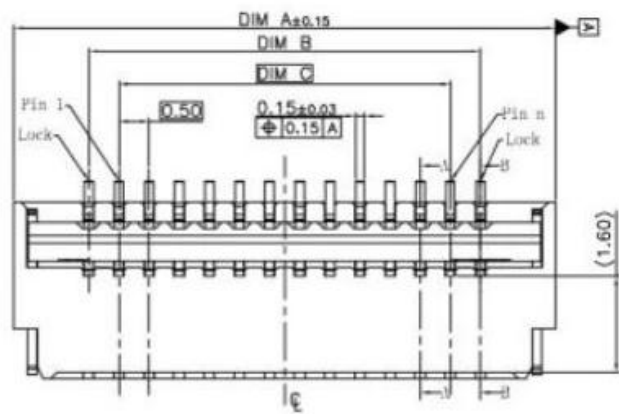
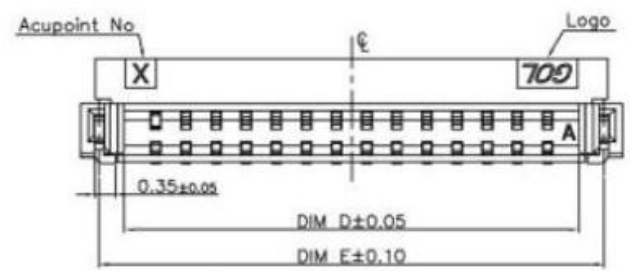


REV.	ECN.NO.	MODIFY.CONTENT	DATE
A		FIRST VERSION	07/13'20



- NOTES:
- INSULATOR: HIGH TEMPERATURE RESISTANT PLASTIC MATERIAL UL91 V 0  
THE COLOUR SHALL BE BASED ON THE MATERIAL NUMBER CODE.
  - ACTUATOR: HIGH TEMPERATURE RESISTANT PLASTIC MATERIAL UL91 V 0 COLOUR: NATURAL
  - TERMINAL: COPPER ALLOY  
PLATING: F: GOLD PLATING AT CONTACT AND SOLDER AREA OVER ALL NI PLATING  
T: MATTE TIN PLATING OVER ALL NI PLATING
  - CURRENT RATING: 0.5A AC/DC
  - VOLTAGE RATING: 50V AC/DC
  - OPERATING TEMPERATURE RANGE: -55°C~+85°C
  - CONTACT RESISTANCE: 100mΩ MAX
  - INSULATION RESISTANCE: 500MΩ MIN
  - WITHSTANDING VOLTAGE: 250V AC/MINUTE



- FINISHED PRODUCT
- 00-IBHS
  - PACKAGING: 3-REEL PACKAGING
  - COLOUR: 0-NATURAL, 1-BLACK, 2-BROWN, 9-GRAY
  - NO. OF CONTACTS
- III-HALOGEN FREE
- FINISHING: F: GOLD PLATING, T: MATTE TIN PLATING

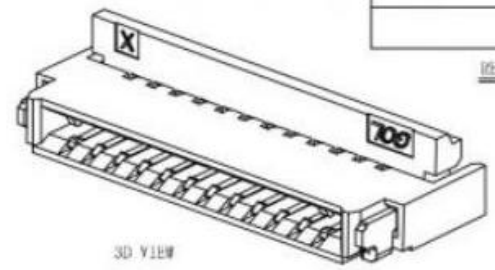
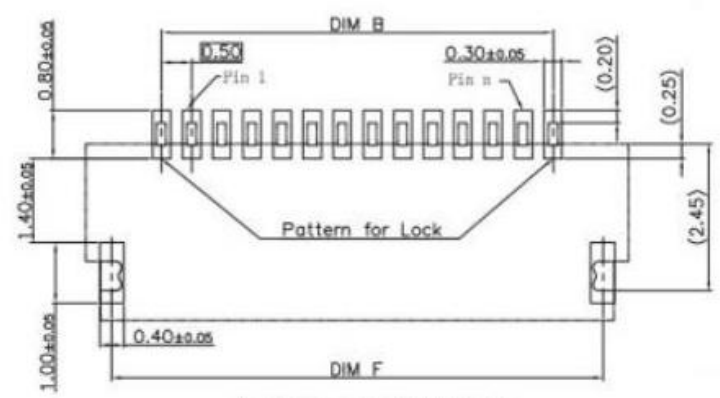
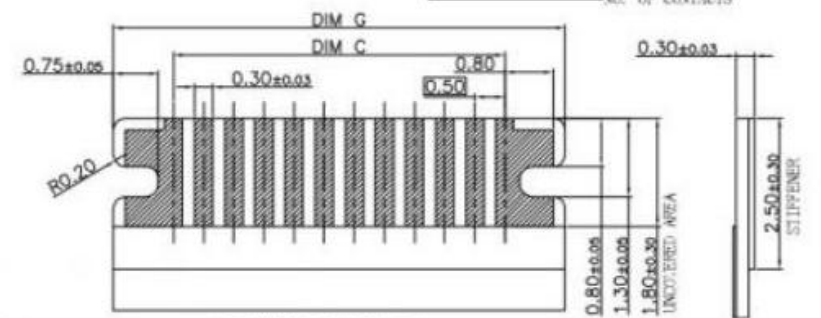


TABLE OF DIM.

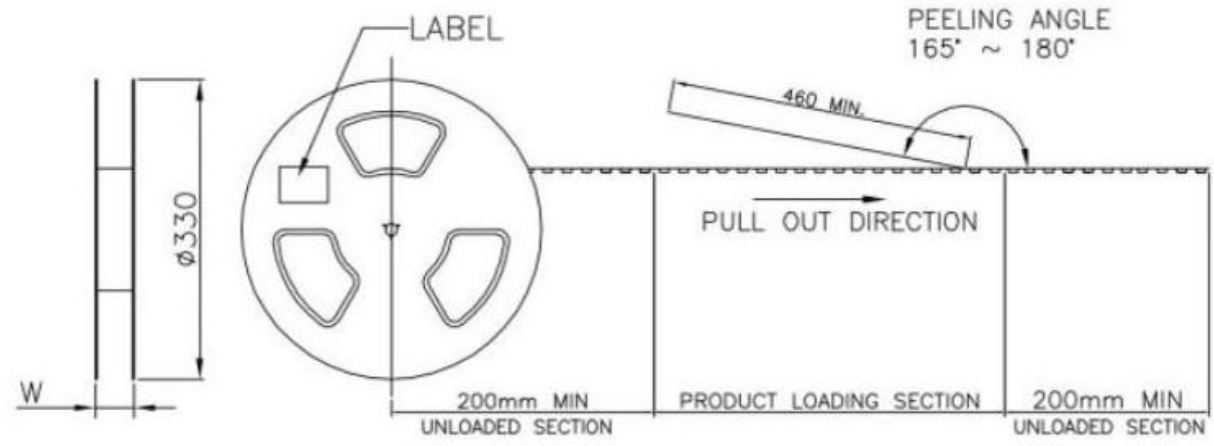
PART No.	DIM A	DIM B	DIM C	DIM D	DIM E	DIM F	DIM G
08	7.00	4.50	3.50	5.55	6.38	6.15	5.50
10	8.00	5.50	4.50	6.55	7.38	7.15	6.50
12	9.00	6.50	5.50	7.55	8.38	8.15	7.50
14	10.00	7.50	6.50	8.55	9.38	9.15	8.50
16	11.00	8.50	7.50	9.55	10.38	10.15	9.50
18	12.00	9.50	8.50	10.55	11.38	11.15	10.50
20	13.00	10.50	9.50	11.55	12.38	12.15	11.50

GENERAL TOLERANCE		DRAWN	JON XIA	07/13'20	SCALE	PART NO.
X.±0.30	x.*±3.0'	CHECKED	SHENGJIE CHU	07/13'20	10/1	TITLE
.X±0.25	.x'±2.0'	APPROVED	CUNFA LAI	07/13'20	UNITS	mm
.XX±0.20		File NO.				
.XXX±0.10		REV.				
SHEET	1/2	Q'TY	1	A	CUSTOMER DRAWING	

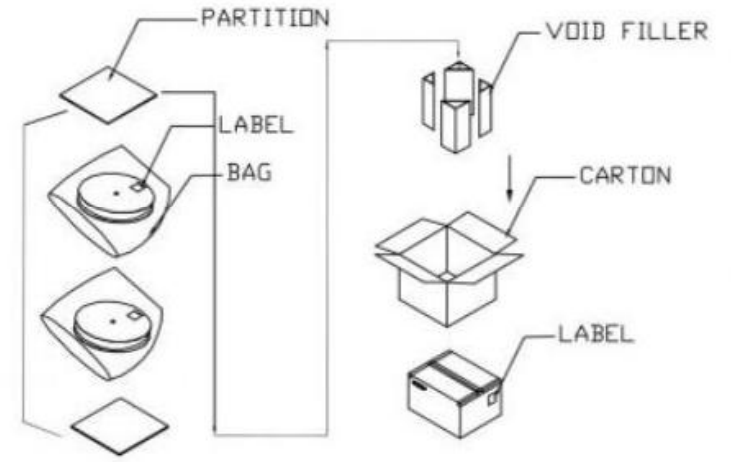
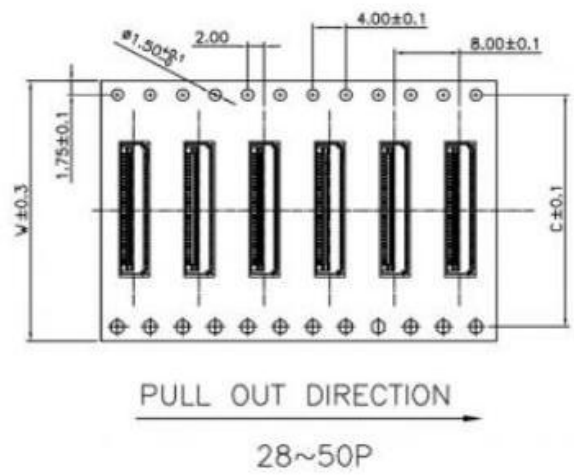
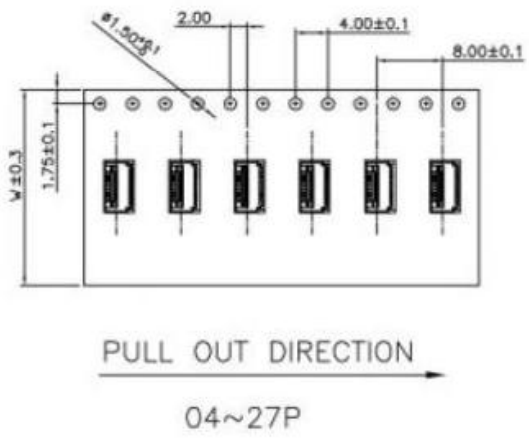
广东科斯达开关厂

此文件为双方检验的唯一标准  
This document is the only standard for inspection by both parties.

REV.	ECN.NO.	MODIFY.CONTENT	DATE
A		FIRST VERSION	07/13'20



- NOTES :
- MATERIAL :  
COVER TAPE : T=0.05  
CARRIER TAPE : T=0.30  
CARTON: CORRUGATED FIBER
  - DIMENSION :  
REEL : SEE DRAWING  
SHIPPING BOX: 350X350X300mm
  - QUANTITY : SEE TABLE
  - PEELING RESISTANCE : 30gf~100gf (for 12~56mm)
  - For tape width(dim W)16 and 24mm pilot holes are provided on one sides.  
For tape width(dim W)32, 44mm pilot holes are provided on both sides.



PIN NO.	W	C	PCS /REEL	REEL/CARTON	SUM(PCS)
04PIN~14PIN	16	-	4000	11	44000
15PIN~27PIN	24	-	4000	9	36000
28 PIN~39PIN	32	28.4	4000	7	28000
40Pin~50PIN	44	40.4	4000	5	20000

GENERAL TOLERANCE		DRAWN	JON XIA	07/13'20	SCALE	PART NO.
X.±0.30	x.'±3.0'	CHECKED	SHENGJIE CHU	07/13'20	10/1	TITLE
.XX±0.25	.x'±2.0'	APPROVED	CUNFA LAI	07/13'20	UNITS	mm
.XX±0.20		File NO.				CUSTOMER DRAWING
.XXX±0.10		REV.				
SHEET	2/2	Q'TY	1	A		

广东科斯达开关厂

此文件为双方检验的唯一标准  
This document is the only standard for inspection by both parties.