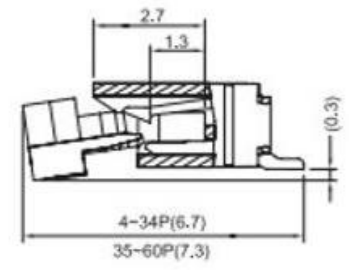
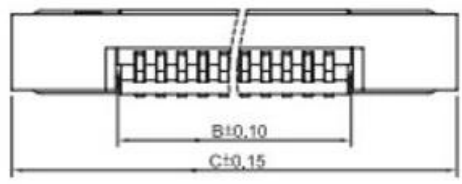
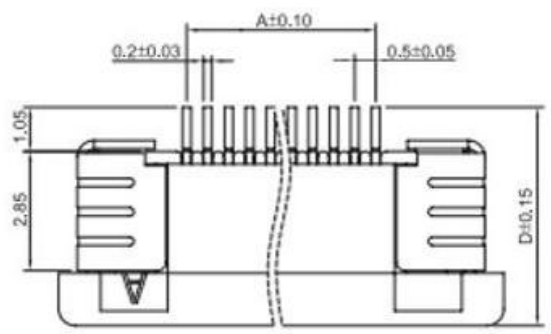
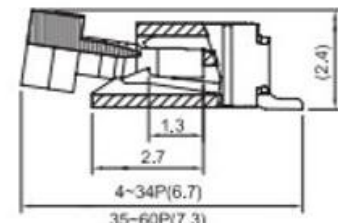


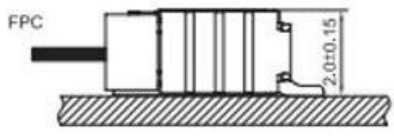
REV.	ECN.NO.	MODIFY.CONTENT	DATE
A		FIRST VERSION	2/23' 21



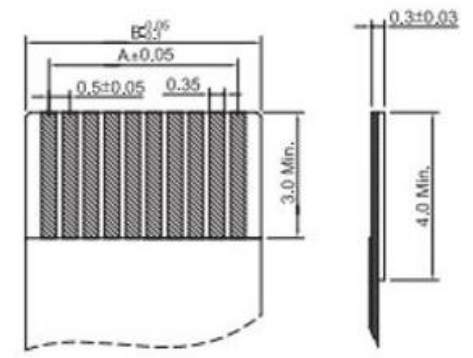
上接触 Upper contact



下接触 Lower contact

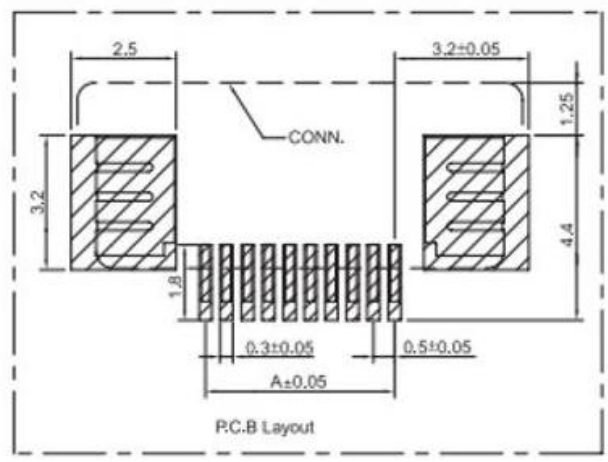


ASSEMBLY LAYOUT



Applicable Flat Cable

CKT	尺寸 Size(mm)			
	A	B	C	D
4	1.50	2.56	7.60	5.20
5	2.00	3.06	8.10	
6	2.50	3.56	8.60	
8	3.50	4.56	9.60	
10	4.50	5.56	10.60	
12	5.50	6.56	11.60	
15	7.00	8.06	13.10	
16	7.50	8.56	13.60	
18	8.50	9.56	14.60	
20	9.50	10.56	15.60	
24	11.50	12.56	17.60	
28	13.50	14.56	19.60	
30	14.50	15.56	20.60	
34	16.50	17.56	22.60	
40	19.50	20.56	25.60	5.75
50	24.50	25.56	30.60	
56	27.50	28.56	33.60	
60	29.50	30.56	35.60	



P.C.B Layout

### 技术参数 Main Specifications

- 极数 CKT: 4 ~ 60
- 工作温度 Working Temperature: -25°C ~ +85°C
- 额定电压 Voltage rating(max): 50V, AC/DC
- 接触电阻 Contact resistance: ≤ 0.03Ω
- 绝缘电阻 Insulation resistance: ≥ 500MΩ
- 额定电流 Current rating: 0.5A
- 耐电压 Withstand voltage: 500VAC(rms)

### 材料 Material

- 接触端子 Terminal: 铜合金 Copper alloy
- 塑胶本体 Housing: UL 94V-0 LCP

GENERAL TOLERANCE		DRAWN	Wilson Sun	02/23'21	SCALE	PART NO.	
X±0.30	x.*±3.0'	CHECKED	SHENGJIE CHU	02/23'21	1/1	TITLE	0.5 Pitch H=1.5 Auto-Lock FPC
.X±0.25	.x.*±2.0'	APPROVED	CUNFA LAI	02/23'21	UNITS	mm	CUSTOMER DRAWING
.XX±0.20		File NO.					
.XXX±0.10		REV.					
SHEET	1/3	Q'TY	1	A			

广东科斯达开关厂

此文件为双方检验的唯一标准  
This document is the only standard for inspection by both parties.