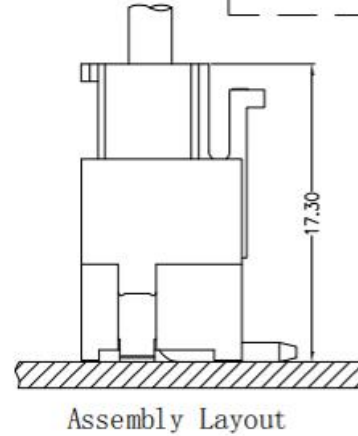
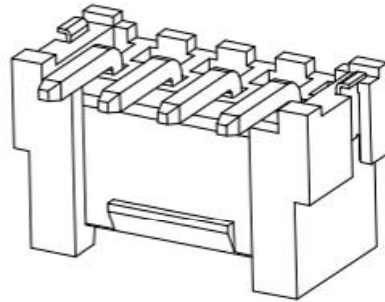
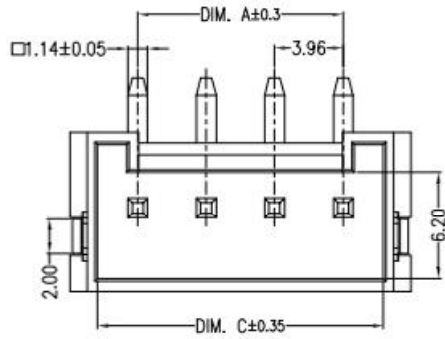
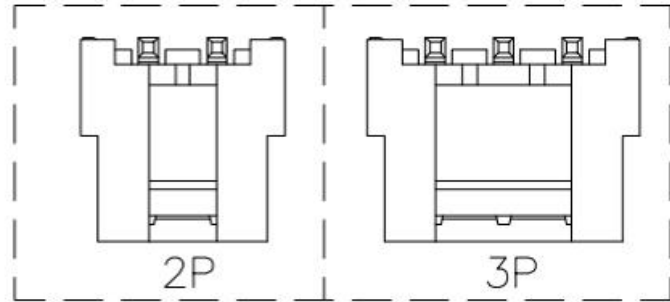
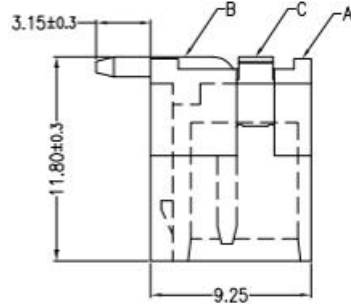
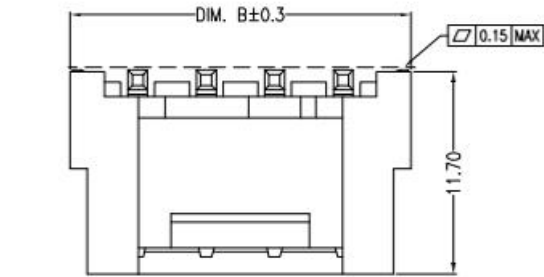


# RoHS

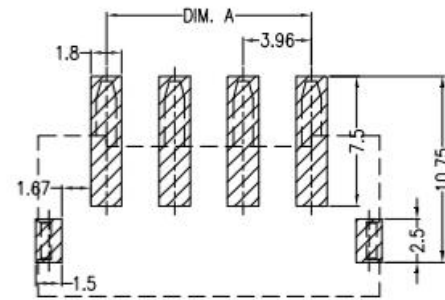
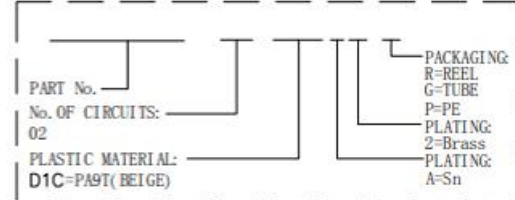
REV	ECN NO	DESCRIPTION	DATE	NAME
A	—	NEW	11/21-'19	LZM



### 主要技术参数 Main Specifications

- 线数 (Poles): 02 to 16
- 接触电阻 (Contact resistance):  $\leq 20m \Omega$
- 绝缘电阻 (Insulation resistance):  $\geq 1000M \Omega$
- 额定电压 (Rated voltage): 250V AC DC
- 额定电流 (Rated current): 7.0A AC DC
- 耐电压 (Withstand Voltage): 1500V AC/minute
- 温度范围 (Temperature Range):  $-25^{\circ}C \sim +105^{\circ}C$

### ORDER INFORMATION:



Mating PCB detail

Circuits	Dimensions (mm)		
	DIM. A	DIM. B	DIM. C
02	3.96	11.88	8.60
03	7.92	15.84	12.56
04	11.88	19.80	16.52
05	15.84	23.76	20.48
06	19.80	27.72	24.44
07	23.76	31.68	28.40
08	27.72	35.64	32.36
09	31.68	39.60	36.32
10	35.64	43.56	40.28
11	39.60	47.52	44.24
12	43.56	51.48	48.20
13	47.52	55.44	52.16
14	51.48	59.40	56.12
15	55.44	63.36	60.08
16	59.40	67.32	64.04

STANDARD TOLERANCE  
(EXCEPT SPECIFIED)

LINER	ANGLES
.0 ± 0.30	0.° ± 3°
.00 ± 0.20	.0° ± 2°
.000 ± 0.10	.00° ± 1°

# 广东科斯达开关厂

ITEM	COMPONENT	Q'TY	MATERIAL	FINISH
C	SOLDER TAB	2 PCS	PhosphorBronze	Sn-plated
B	CONTACT	2~16 PCS	Brass	Sn-plated
A	PEDESTAL	1 PCS	PA9T	UL 94V-0, COLOR:BEIGE

TITLE	L3962AWV-**-01R 3.96MM PITCH 180° WAFER SMT TYPE	DRAWN BY	LZM	11/21-'19
PART NO		CHECKED BY		
DRAWING NO		APPROVED BY		
SCALE	1:1	UNIT	mm	PAGE 1/1
				SIZE A4