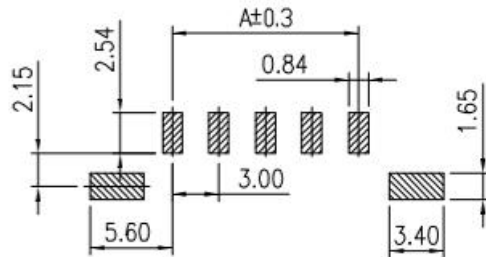
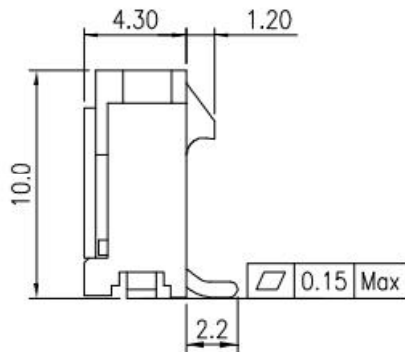
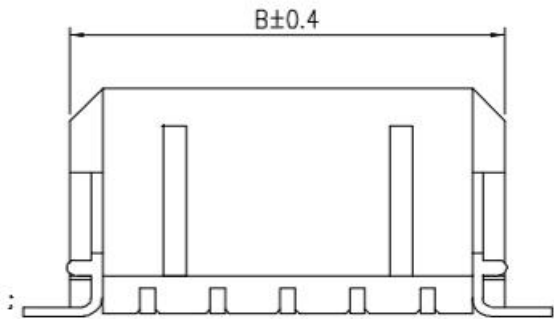
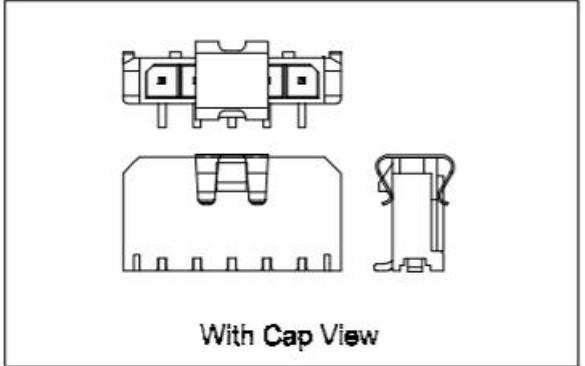
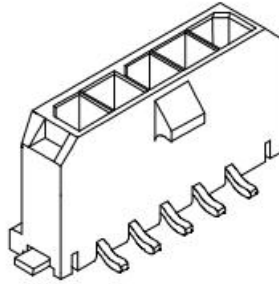
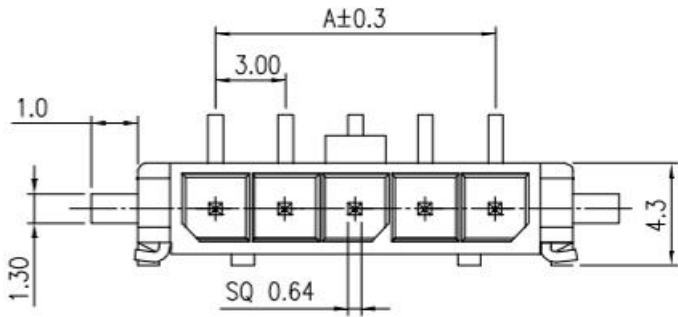


REV	ECN NO	DESCRIPTION	DATE	NAME
A		NEW	11/21-'19	LZM

RoHS



PCB LAYOUT

主要技术参数 Main Specifications

- 线数 (Poles) :02 to 12
- 接触电阻 (Contact resistance):≤10m Ω
- 绝缘电阻 (Insulation resistance):≥1000M Ω
- 额定电压 (Rated voltage):250V AC DC
- 额定电流 (Rated current):5.0A AC DC
- 耐电压 (Withstand Voltage):1500V AC/minute
- 温度范围 (Temperature Range):-25°C~+105°C

ORDER INFORMATION:



PIN NO.	Dimension mm	
	A	B
02P	3.0	9.7
03P	6.0	12.7
04P	9.0	15.7
05P	12.0	18.7
06P	15.0	21.7
07P	18.0	24.7
08P	21.0	27.7
09P	24.0	30.7
10P	27.0	33.7
11P	30.0	36.7
12P	33.0	39.7

ITEM	COMPONENT	Q'TY	MATERIAL	FINISH
C	SOLDER TAB	2 PCS	Brass	Sn-plated
B	CONTACT	2~12PCS	Brass	Sn-plated
A	PEDESTAL	1 PCS	LCP	UL 94V-0, COLOR:BLACK

STANDARD TOLERANCE (EXCEPT SPECIFIED)

		LINER	ANGLES
		.0 ±0.30	0.° ±3°
		.00 ±0.20	.0° ±2°
		.000 ±0.10	.00° ±1°

广东科斯达开关厂

TITLE	3.0MM PITCH 90° WAFER SMT TYPE	DRAWN BY	LZM	11/21-'19
PART NO		CHECKED BY		
DRAWING NO		APPROVED BY		
SCALE	1:1	UNIT	mm	PAGE 1/1
				SIZE A4