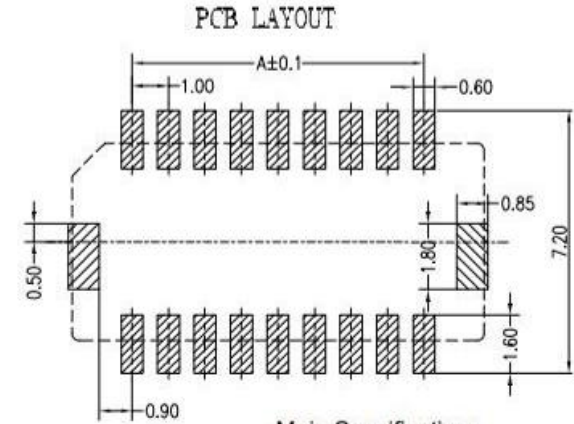
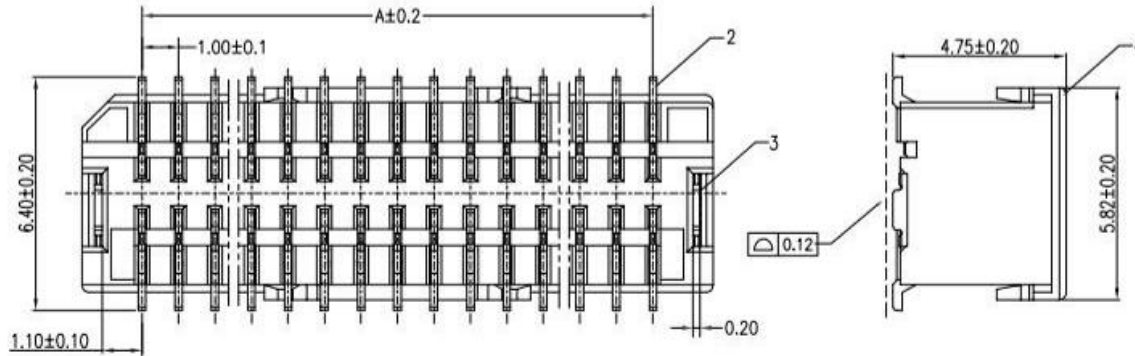


RoHS

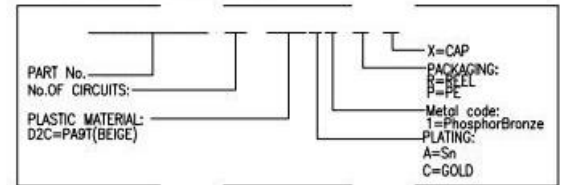
REV	ECN NO	DESCRIPTION	DATE	NAME
A	—	NEW	11/25-'19	ZCD



Main Specifications

- Poles: 10 to 50
- Contact resistance: $\leq 20m\ \Omega$
- Insulation resistance: $\geq 100M\ \Omega$
- Rated voltage: 50V AC DC
- Rated current: 1.0A AC DC
- Withstand Voltage: 500V AC/minute
- Temperature Range: $-25^{\circ}C \sim +85^{\circ}C$

ORDER INFORMATION:


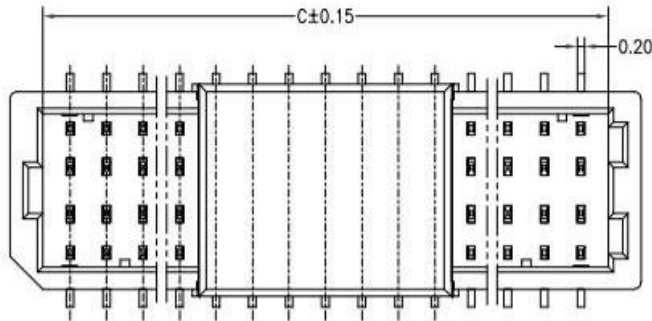
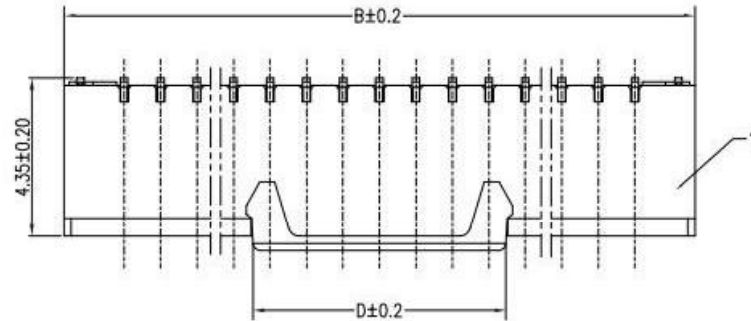


ITEM	COMPONENT	QTY	MATERIAL	FINISH
4	CAP	1 PCS	PA9T	UL 94V-0, COLOR:BEIGE
3	SOLDER TAB	2 PCS	Barss	Sn plated
2	CONTACT	10~50 PCS	PhosphorBronze	Gold/Sn plated
1	HOUSING	1 PCS	PA9T	UL 94V-0, COLOR:BEIGE

广东科斯达开关厂

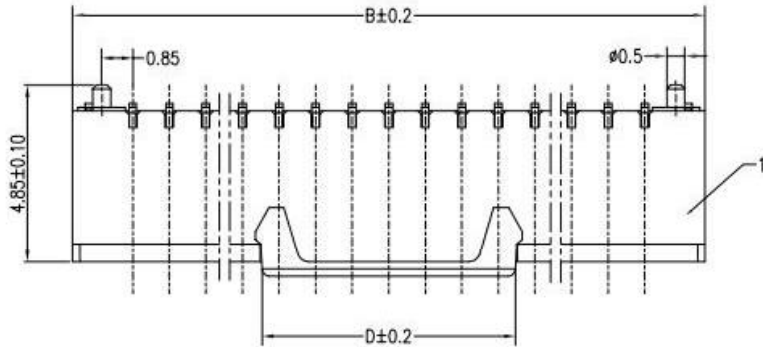
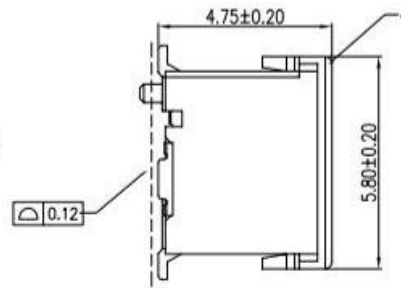
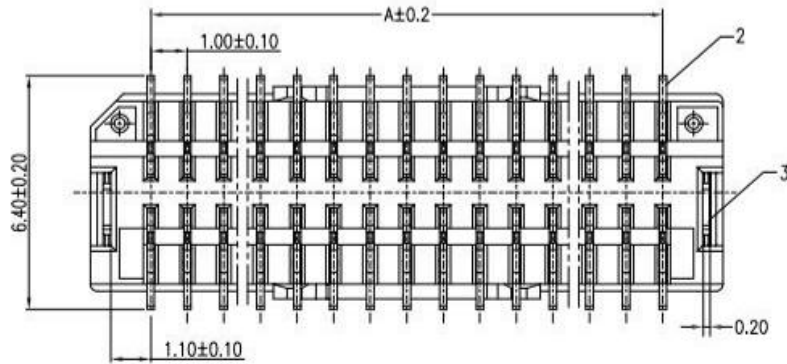
TITLE	1.0mm PITCH 180° Wafer SMT Type	DRAWN BY	ZCD	11/25-'19
PART NO.		CHECKED BY		
DRAWING NO.		APPROVED BY		
SCALE	1:1	UNIT	mm	PAGE 1/1
				SIZE A4

Poles	arrange	A	B	C	D
10	2x5	4.0	7.3	5.5	4.0
12	2x6	5.0	8.3	6.5	
20	2x10	9.0	12.3	10.5	7.0
22	2x11	10.0	13.3	11.5	
30	2x15	14.0	17.3	15.5	
40	2x20	19.0	22.3	20.5	
50	2x25	24.0	27.3	25.5	


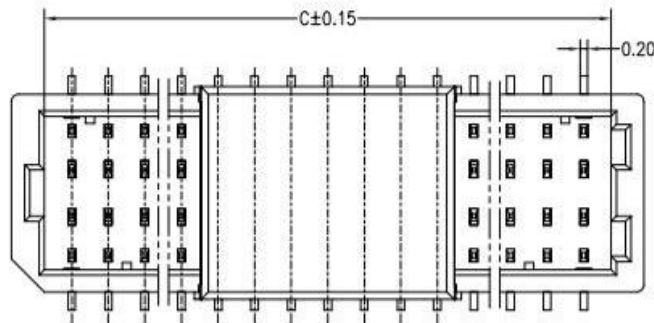


STANDARD TOLERANCE (EXCEPT SPECIFIED)	
LINER	ANGLES
.0 ±0.30	0.° ±5°
.00 ±0.25	.0° ±2°
.000 ±0.10	.00° ±1°

RoHS

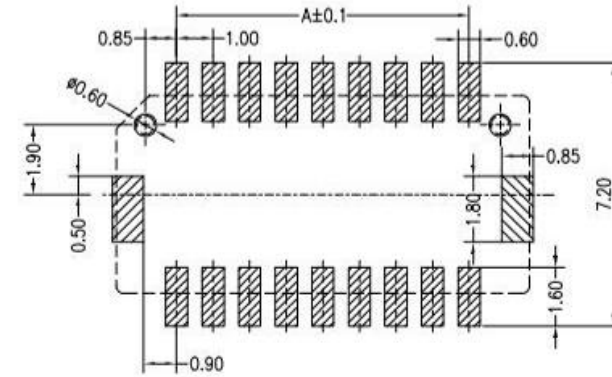


Poles	arrange	A	B	C	D
10	2x5	4.0	7.3	5.5	4.0
12	2x6	5.0	8.3	6.5	
20	2x10	9.0	12.3	10.5	
22	2x11	10.0	13.3	11.5	7.0
30	2x15	14.0	17.3	15.5	
40	2x20	19.0	22.3	20.5	
50	2x25	24.0	27.3	25.5	



REV	ECN NO	DESCRIPTION	DATE	NAME
A	—	NEW	11/25-'19	ZCD

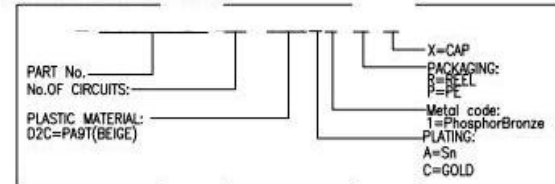
PCB LAYOUT



Main Specifications

- Poles: 10 to 50
- Contact resistance: $\leq 20m\ \Omega$
- Insulation resistance: $\geq 100M\ \Omega$
- Rated voltage: 50V AC DC
- Rated current: 1.0A AC DC
- Withstand Voltage: 500V AC/minute
- Temperature Range: $-25^{\circ}C \sim +85^{\circ}C$

ORDER INFORMATION:



4	CAP		1 PCS	PA9T	UL 94V-0, COLOR:BEIGE
3	SOLDER TAB		2 PCS	Barss	Sn plated
2	CONTACT		10~50 PCS	PhosphorBronze	Gold/Sn plated
1	HOUSING		1 PCS	PA9T	UL 94V-0, COLOR:BEIGE
ITEM	COMPONENT		Q'TY	MATERIAL	FINISH

广东科斯达开关厂

STANDARD TOLERANCE (EXCEPT SPECIFIED)

LINER	ANGLES
.0 ±0.30	0.° ±5°
.00 ±0.25	.0° ±2°
.000 ±0.10	.00° ±1°

TITLE	1.0mm Pitch 180° Wafer SMT TYPE	DRAWN BY	ZCD	11/25-'19
PART NO.		CHECKED BY		
DRAWING NO.		APPROVED BY		
SCALE	1:1	UNIT	mm	PAGE 1/1
				SIZE A4