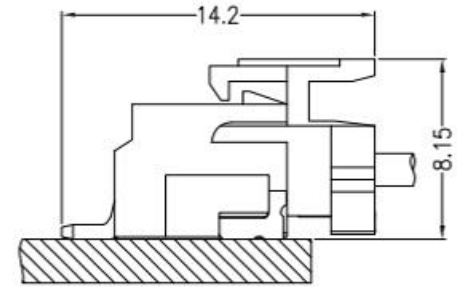
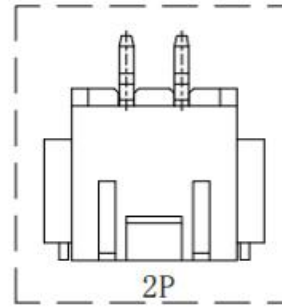
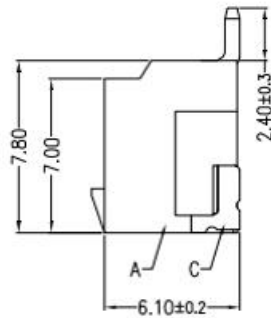
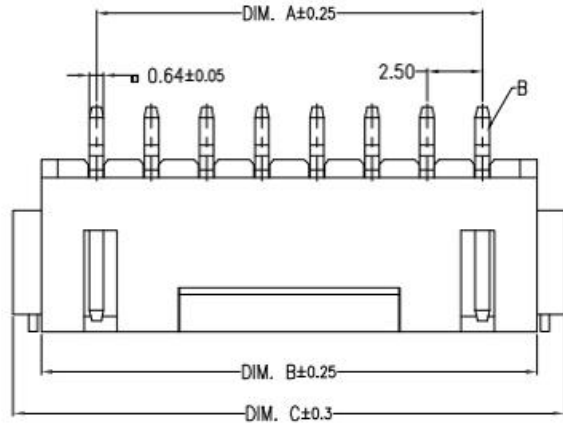


# RoHS

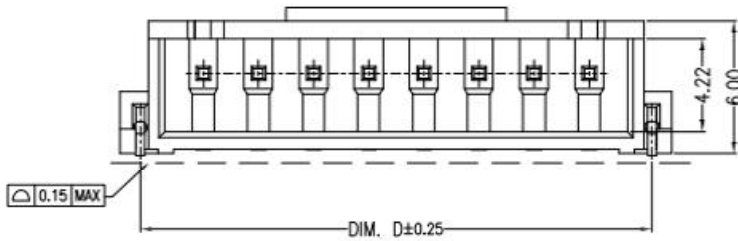
REV	ECN NO	DESCRIPTION	DATE	NAME
A	—	NEW	11/21-'19	LZM



Assembly Layout

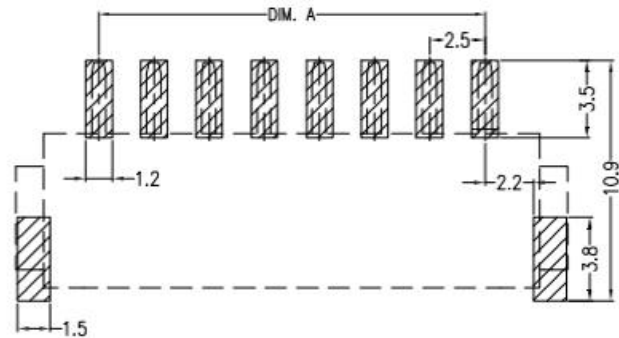
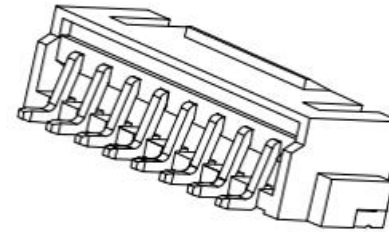
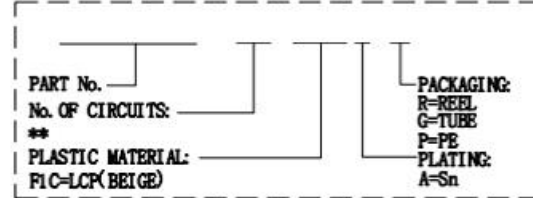
## 主要技术参数 Main Specifications

- 线数 (Poles) : 02 to 16
- 接触电阻 (Contact resistance):  $\leq 20m\ \Omega$
- 绝缘电阻 (Insulation resistance):  $\geq 1000M\ \Omega$
- 额定电压 (Rated voltage): 250V AC DC
- 额定电流 (Rated current): 3.0A AC DC
- 耐电压 (Withstand Voltage): 1000V AC/minute
- 温度范围 (Temperature Range):  $-25^{\circ}C \sim +105^{\circ}C$



Circuit	Dimensions(mm)			
	DIM A	DIM B	DIM C	DIM D
02	2.50	7.50	10.00	8.20
03	5.00	10.00	12.50	10.70
04	7.50	12.50	15.00	13.20
05	10.00	15.00	17.50	15.70
06	12.50	17.50	20.00	18.20
07	15.00	20.00	22.50	20.70
08	17.50	22.50	25.00	23.20
09	20.00	25.00	27.50	25.70
10	22.50	27.50	30.00	28.20
11	25.00	30.00	32.50	30.70
12	27.50	32.50	35.00	33.20
13	30.00	35.00	37.50	35.70
14	32.50	37.50	40.00	38.20
15	35.00	40.00	42.50	40.70
16	37.50	42.50	45.00	43.20

## ORDER INFORMATION:



SUGGESTED PCB LAYOUT

# 广东科斯达开关厂

C	SOLDERTAB	2 PCS	Brass	Sn-plated
B	CONTACT	2~16 PCS	Brass	Sn-plated
A	PEDESTAL	1 PCS	LCP	UL 94V-0, COLOR:BEIGE
ITEM	COMPONENT	Q'TY	MATERIAL	FINISH

STANDARD TOLERANCE (EXCEPT SPECIFIED)	
LINER	ANGLES
.0 ±0.30	0.° ±3°
.00 ±0.20	.0° ±2°
.000 ±0.10	.00° ±1°

TITLE	2.5mm PITCH 90° WAFER SMT TYPE	DRAWN BY	LZM	11/21-'19
PART NO		CHECKED BY		
DRAWING NO		APPROVED BY		
SCALE	1:1	UNIT	mm	PAGE 1/1
				SIZE A4