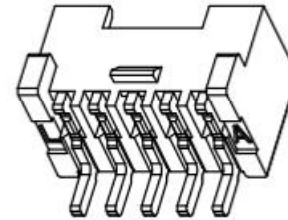
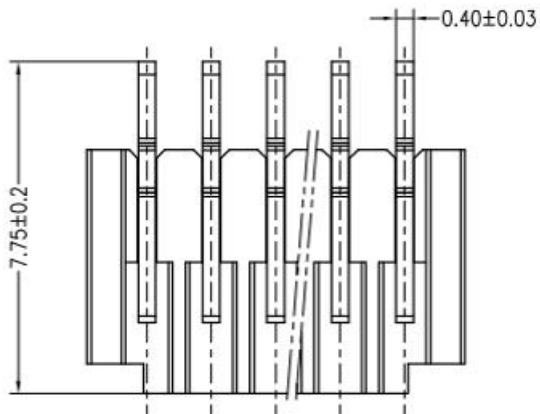
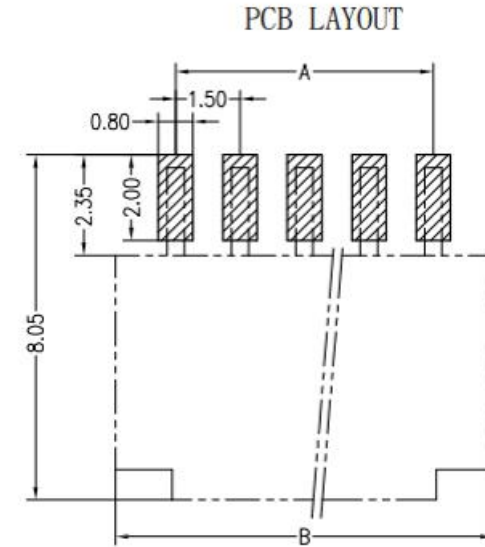
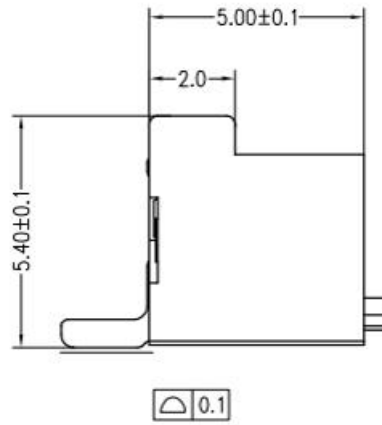
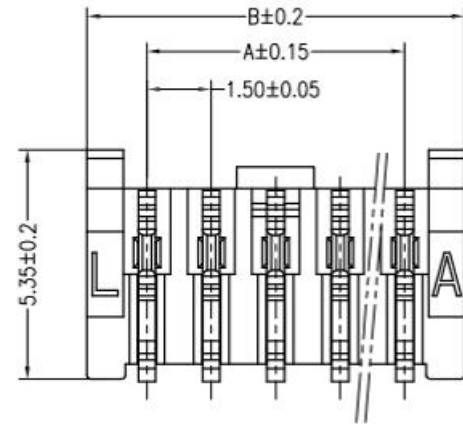


RoHS

REV	ECN NO	DESCRIPTION	DATE	NAME
A	—	NEW	11/22-'19	HYJ



Main Specifications

Poles : 02 to 15
Contact resistance : $\leq 20\text{m}\Omega$
Insulation resistance : $\geq 1000\text{M}\Omega$
Rated voltage : 350V AC DC
Rated current : 3.0A AC DC
Withstand Voltage : 500V AC/minute
Temperature Range : $-25^\circ\text{C} \sim +85^\circ\text{C}$

ORDER INFORMATION:

L1505AWR-XX-F4MB1-R	
PART No.	PACKAGING: R=REEL
No.OF CIRCUITS:	Metl code: 1=PhosphorBronze
DB	PLATING: B=MATTE Sn
PLASTIC MATERIAL: F4M=LCP(BEIGE)	

B	CONTACT	2~15 PCS	PhosphorBronze	MATTE Sn-plated
A	HOUSING	1 PCS	LCP	UL 94V-0, COLOR:BEIGE
ITEM	COMPONENT	Q'TY	MATERIAL	FINISH

广东科斯达开关厂

TITLE	1.5mmPITCH 90°WAFER SMT TYPE	DRAWN BY	HYJ	11/22-'19
PART NO.		CHECKED BY		
DRAWING NO.		APPROVED BY		
SCALE	1:1	UNIT	mm	PAGE 1/1
				SIZE A4

PIN	DIM A	DIM B	DIM C
2pin	1.50	4.30	3.70
3pin	3.00	5.80	5.20
4pin	4.50	7.30	6.70
5pin	6.00	8.80	8.20
6pin	7.50	10.30	9.70
7pin	9.00	11.80	11.20
8pin	10.50	13.30	12.70
9pin	12.00	14.80	14.20
10pin	13.50	16.30	15.70
11pin	15.00	17.80	17.20
12pin	16.50	19.30	18.70
13pin	18.00	20.80	20.20
14pin	19.50	22.30	21.70
15pin	21.00	23.80	23.20

TOLERANCE UNLESS
OTHERWISE SPECIFIED

LINER	ANGLES
.0 ±0.30	0° ±3°
.00 ±0.20	.0° ±2°
.000 ±0.10	.00° ±1°