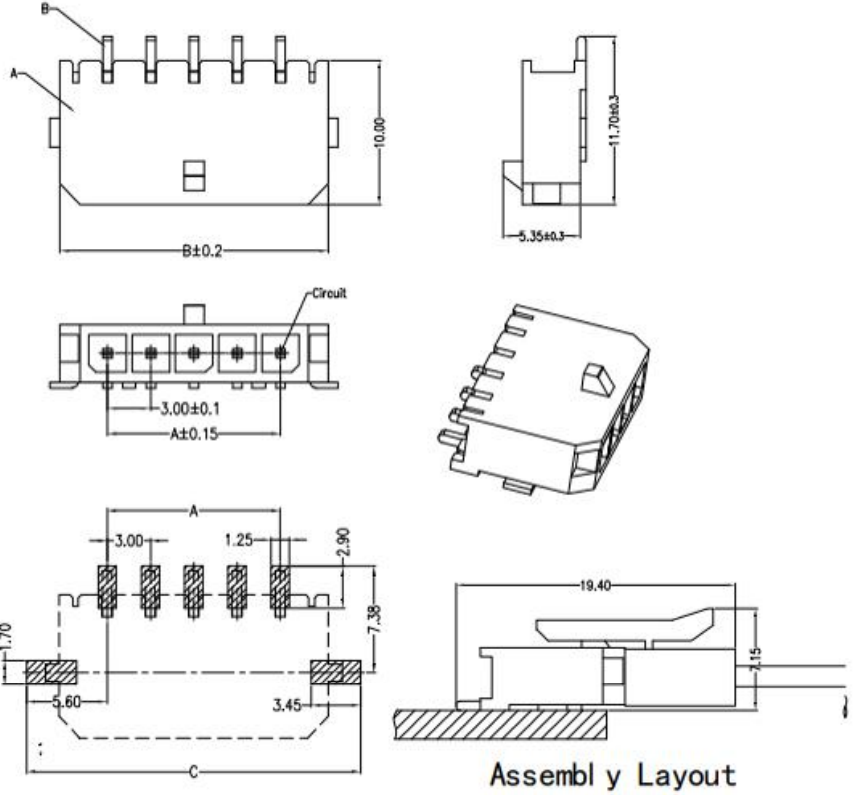


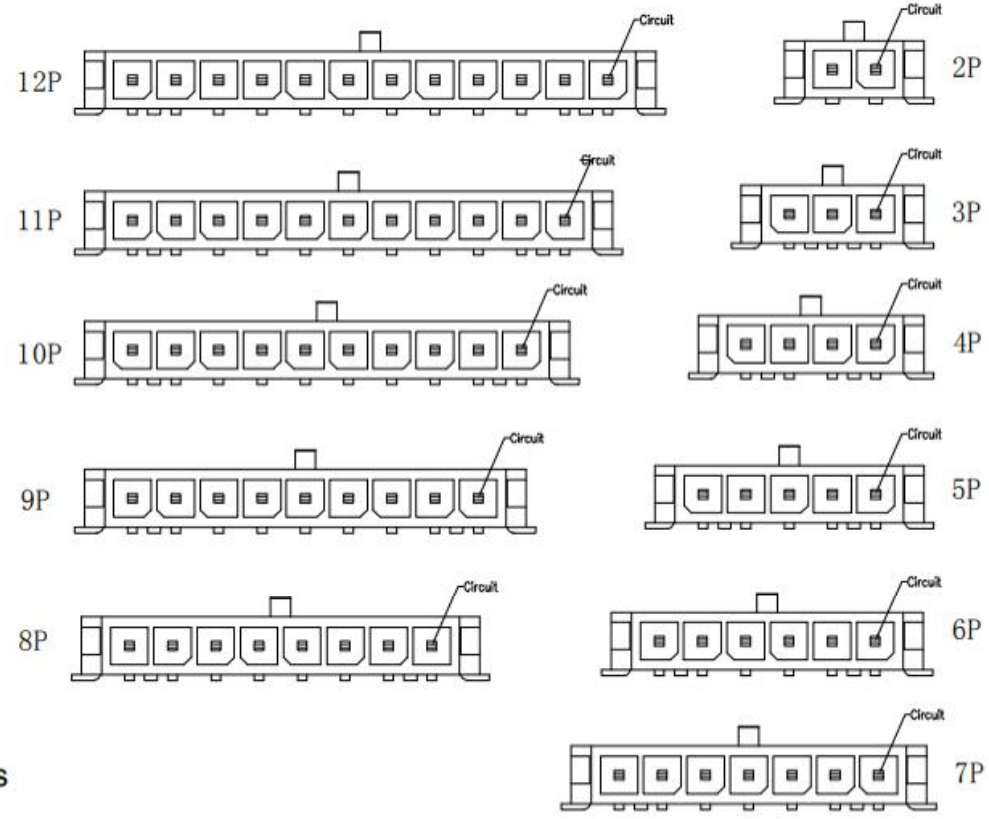
REV	ECN NO	DESCRIPTION	DATE	NAME
A	—	NEW	11/21-'19	LZM

RoHS



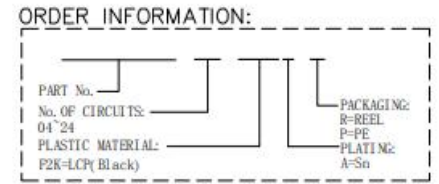
Mating PCB detail

Assembly Layout



主要技术参数 Main Specifications

线数 (Poles) :02 to 12
 接触电阻 (Contact resistance):≤20m Ω
 绝缘电阻 (Insulation resistance):≥1000M Ω
 额定电压 (Rated voltage):250V AC DC
 额定电流 (Rated current):5.0A AC DC
 耐电压 (Withstand Voltage):1500V AC/minute
 温度范围 (Temperature Range):-25°C~+105°C



Circuit	Dimensions(mm)		
	A	B	C
02	3.00	9.65	5.25
03	6.00	12.65	6.50
04	9.00	15.65	7.75
05	12.00	18.65	9.00
06	15.00	21.65	10.25
07	18.00	24.65	11.50
08	21.00	27.65	12.75
09	24.00	30.65	14.00
10	27.00	33.65	11.50
11	30.00	36.65	12.75
12	33.00	39.65	14.00

C	SOLDER TAB	2 PCS	Brass	Sn-plated
B	CONTACT	04~24PCS	Brass	Sn-plated
A	PEDESTAL	1 PCS	LCP	UL 94V-0, COLOR:BLACK
ITEM	COMPONENT	Q'TY	MATERIAL	FINISH

广东科斯达开关厂

STANDARD TOLERANCE (EXCEPT SPECIFIED)

LINER	ANGLES
.0 ±0.30	0.° ±3°
.00 ±0.20	.0° ±2°
.000 ±0.10	.00° ±1°

TITLE	3.0MM PITCH 90° WAFER SMT TYP	DRAWN BY	LZM	11/21-'19
PART NO		CHECKED BY		
DRAWING NO		APPROVED BY		
SCALE	1:1	UNIT	mm	PAGE 1/1
				SIZE A4