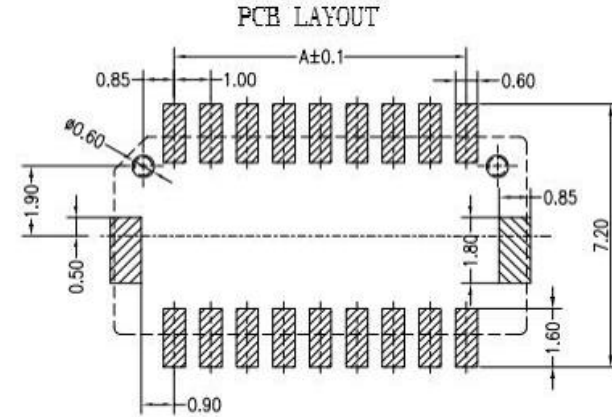
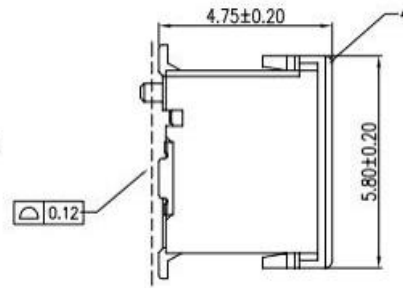
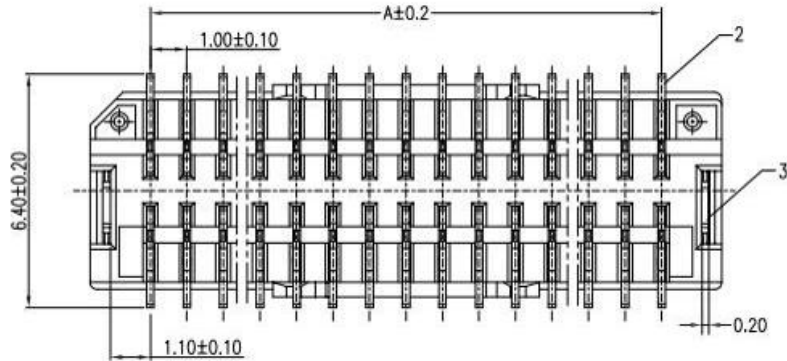
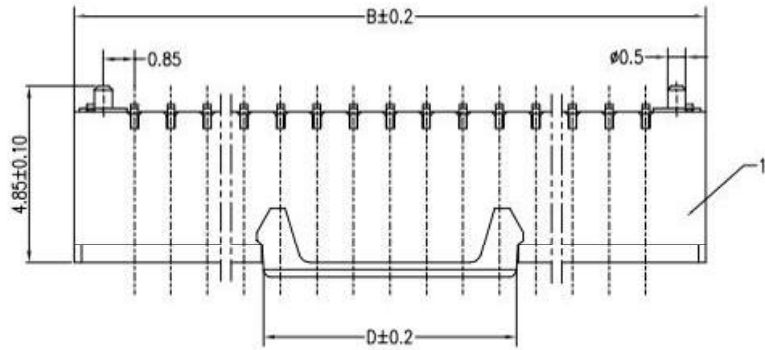


RoHS

REV	ECN NO	DESCRIPTION	DATE	NAME
A	—	NEW	11/25-'19	ZCD

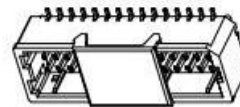
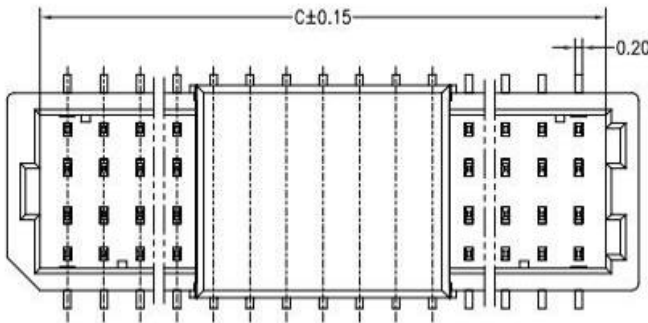
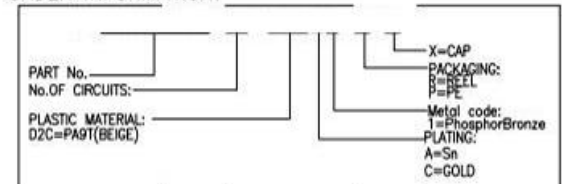


Main Specifications
 Poles: 10 to 50
 Contact resistance: ≤20m Ω
 Insulation resistance: ≥100M Ω
 Rated voltage: 50V AC DC
 Rated current: 1.0A AC DC
 Withstand Voltage: 500V AC/minute
 Temperature Range: -25°C ~ +85°C



Poles	arrange	A	B	C	D
10	2x5	4.0	7.3	5.5	4.0
12	2x6	5.0	8.3	6.5	
20	2x10	9.0	12.3	10.5	7.0
22	2x11	10.0	13.3	11.5	
30	2x15	14.0	17.3	15.5	
40	2x20	19.0	22.3	20.5	
50	2x25	24.0	27.3	25.5	

ORDER INFORMATION:



ITEM	COMPONENT	Q'TY	MATERIAL	FINISH
4	CAP	1 PCS	PA9T	UL 94V-0, COLOR:BEIGE
3	SOLDER TAB	2 PCS	Barss	Sn plated
2	CONTACT	10~50 PCS	PhosphorBronze	Gold/Sn plated
1	HOUSING	1 PCS	PA9T	UL 94V-0, COLOR:BEIGE

广东科斯达开关厂

STANDARD TOLERANCE (EXCEPT SPECIFIED)	
LINER	ANGLES
.0 ±0.30	0.° ±5°
.00 ±0.25	.0° ±2°
.000 ±0.10	.00° ±1°

TITLE	1.0mm Pitch 180° Wafer SMT TYPE	DRAWN BY	ZCD	DATE	11/25-'19
PART NO.		CHECKED BY			
DRAWING NO.		APPROVED BY			
SCALE	1:1	UNIT	mm	PAGE	1/1
SIZE	A4				