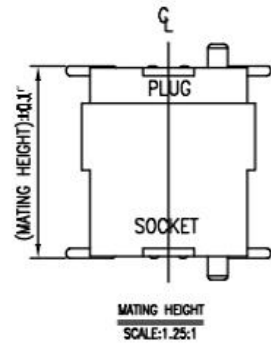
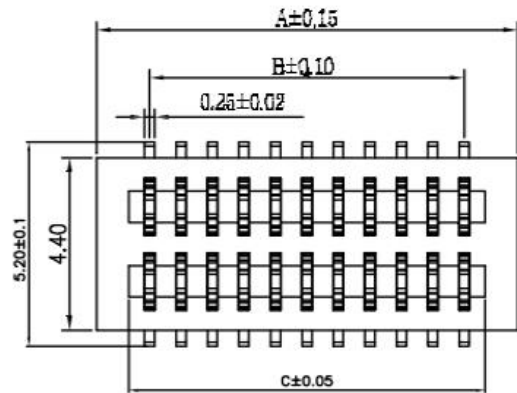


# RoHS

REV	ECN NO	DESCRIPTION	DATE	NAME
A		NEW		

**NOTES:**

- HUOSING: PA9T HIGH-TEMP THERMOPLASTIC UL94V-0 COLOR:BLACK
- TERMINAL:PHOSPHOR BRONZE  
PLATING:1μ" GOLD FLASH OVERALL 50~100μ" NICKEL UNDER PLATED.
- CODING INFORMATION:



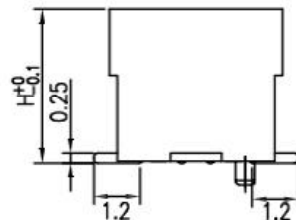
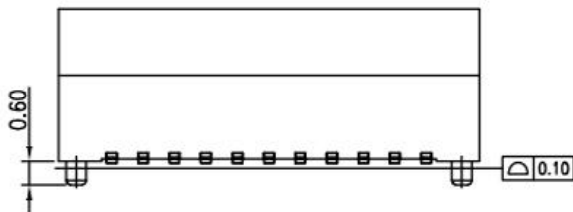
NO. of Pins  
Per Row: **XX=XXP**

Insulation Height  
Option:  
**08=0.8MM**  
**10=1.0MM**  
**20=2.0MM**

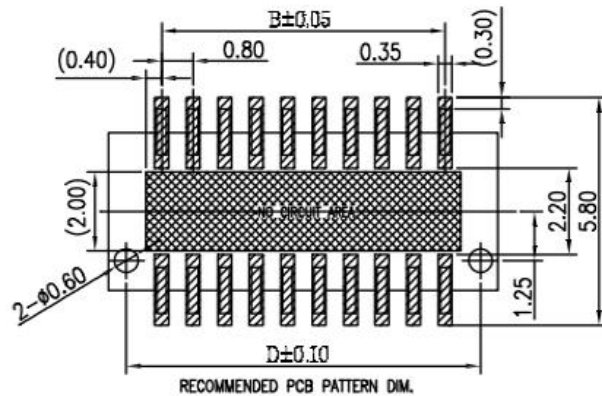
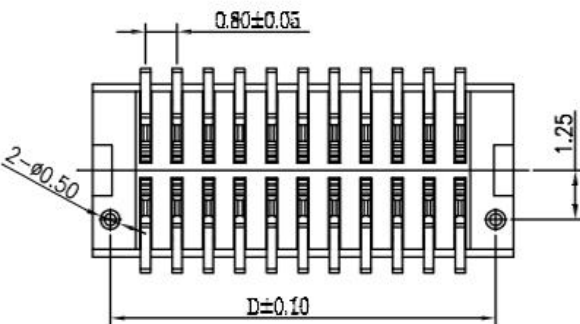
Insulation Material  
Option:  
1=PBT  
2=PPS  
3=NY6T  
4=LCP  
5=NY66  
6=Customized  
7=NY46  
8=NY9T

Serial NO.  
01-69

Packing  
A=PE Bag  
B=Tube  
C=Tray  
D=Reel



MATING HEIGHT	PLUG (L)	SOCKET (L)	NO. of contacts	Dimensions				NO. of contacts	Dimensions			
				A	B	C	D		A	B	C	D
4.0	1.0	3.0	4	3.50	0.80	1.86	2.60	54	23.50	20.80	21.86	22.60
4.5	1.0	3.5	6	4.30	1.60	2.66	3.40	56	24.30	21.60	22.66	23.40
5.0	1.0	4.0	8	5.10	2.40	3.46	4.20	58	25.10	22.40	23.46	24.20
5.5	1.0	4.5	10	5.90	3.20	4.26	5.00	60	25.90	23.20	24.26	25.00
6.0	2.0	4.0	12	6.70	4.00	5.06	5.80	62	26.70	24.00	25.06	25.80
6.5	2.0	4.5	14	7.50	4.80	5.86	6.60	64	27.50	24.80	25.86	26.60
			16	8.30	5.60	6.66	7.40	66	28.30	25.60	26.66	27.40
			18	9.10	6.40	7.46	8.20	68	29.10	26.40	27.46	28.20
			20	9.90	7.20	8.26	9.00	70	29.90	27.20	28.26	29.00
			22	10.70	8.00	9.06	9.80	72	30.70	28.00	29.06	29.80
			24	11.50	8.80	9.86	10.60	74	31.50	28.80	29.86	30.60
			26	12.30	9.60	10.66	11.40	76	32.30	29.60	30.66	31.40
			28	13.10	10.40	11.46	12.20	78	33.10	30.40	31.46	32.20
			30	13.90	11.20	12.26	13.00	80	33.90	31.20	32.26	33.00
			32	14.70	12.00	13.06	13.80	82	34.70	32.00	33.06	33.80
			34	15.50	12.80	13.86	14.60	84	35.50	32.80	33.86	34.60
			36	16.30	13.60	14.66	15.40	86	36.30	33.60	34.66	35.40
			38	17.10	14.40	15.46	16.20	88	37.10	34.40	35.46	36.20
			40	17.90	15.20	16.26	17.00	90	37.90	35.20	36.26	37.00
			42	18.70	16.00	17.06	17.80	92	38.70	36.00	37.06	37.80
			44	19.50	16.80	17.86	18.60	94	39.50	36.80	37.86	38.60
			46	20.30	17.60	18.66	19.40	96	40.30	37.60	38.66	39.40
			48	21.10	18.40	19.46	20.20	98	41.10	38.40	39.46	40.20
			50	21.90	19.20	20.26	21.00	100	41.90	39.20	40.26	41.00



RECOMMENDED PCB PATTERN DIM.  
TOLERANCE : ±0.05

STANDARD TOLERANCE (EXCEPT SPECIFIED)	
LINER	ANGLES
.0	±0.30 0.° ±3°
.00	±0.20 .0° ±2°
.000	±0.10 .00° ±1°

## 广东科斯达开关厂

TITLE	PH0.8mm Board to Board Female SMT Type	DRAWN BY	YTT	18.06.20
PART NO		CHECKED BY		
DRAWING NO		APPROVED BY		
SCALE	1:1	UNIT	mm	PAGE 1/1
				SIZE A4