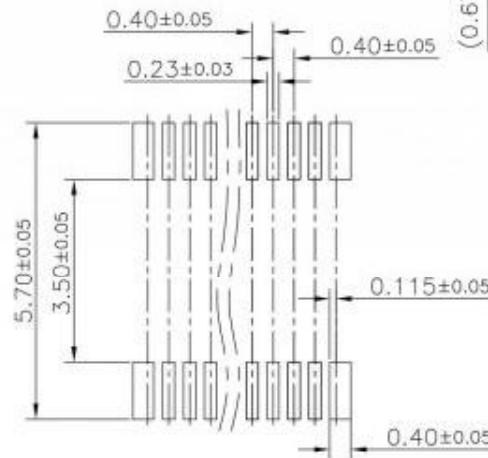
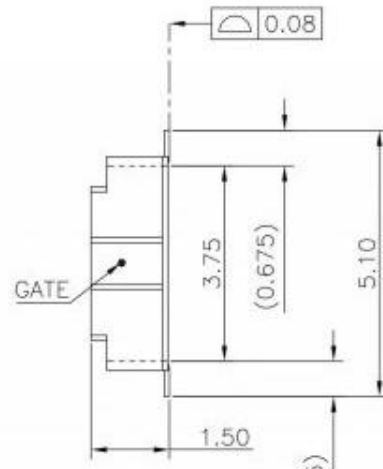
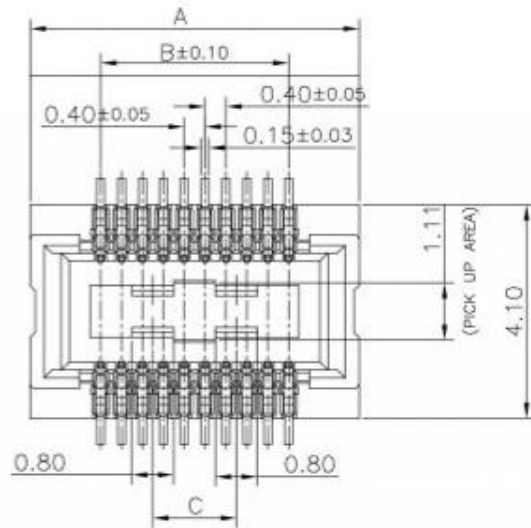


REV.	ECN.NO.	MODIFY.CONTENT	DATE
A		FIRST VERSION	06/05'19



P/N	PIN	A	B	C
1B0418RF20D13-HF	20	6.30	3.60	1.60
1B0418RF22D13-HF	22	6.70	4.00	2.00
1B0418RF24D13-HF	24	7.10	4.40	2.40
1B0418RF26D13-HF	26	7.50	4.80	2.80
1B0418RF28D13-HF	28	7.90	5.20	3.20
1B0418RF30D13-HF	30	8.30	5.60	3.60
1B0418RF34D13-HF	34	9.10	6.40	4.40
1B0418RF36D13-HF	36	9.50	6.80	4.80
1B0418RF38D13-HF	38	9.90	7.20	5.20
1B0418RF40D13-HF	40	10.30	7.60	5.60
1B0418RF42D13-HF	42	10.70	8.00	6.00
1B0418RF44D13-HF	44	11.10	8.40	6.40
1B0418RF50D13-HF	50	12.30	9.60	7.60
1B0418RF54D13-HF	54	13.10	10.40	8.40
1B0418RF60D13-HF	60	14.30	11.60	9.60
1B0418RF64D13-HF	64	15.10	12.40	10.40
1B0418RF70D13-HF	70	16.30	13.60	11.60
1B0418RF80D13-HF	80	18.30	15.60	13.60
1B0418RF90D13-HF	90	20.30	17.60	15.60
1B0418RF1AD13-HF	100	22.30	19.60	17.60

NOTES:
Housing: LCP (Color: BLACK) UL 94V-0
Terminal: BRASS,Gold Flash plating on contact area and solder area over Ni 30~150u"
Current Rating: 0.3A/PIN (The total current of all PIN Numbers lower than 5A)
Voltage Rating: 60V DC/AC Max
Temperature Range: -55°C~+85°C
Contact Resistance: 70 mΩ Max
Insulation Resistance: 1000 MΩ Min(Initial),100 MΩ(After test)
Withstanding Voltage: 150V AC/minute
Insertion Force: 0.981N*no.of pin Max(Initial)
Withdrawal Force: 0.0588N*no.of pin Min
Contact retention Force: 0.981N*no.of pin Min
Durability: 50 cycles
PART NUMBER DESCRIPTION:

1B0418RF**D13-HF
F: PLATING G/F REEL PACKING
PIN NO. 1: BLACK
20=20PIN D: Rectangular SMT
24=24PIN
30=30PIN
1A=100PIN

RECOMMEND PCB LAYOUT
DEFAULT TOL:±0.05

GENERAL TOLERANCE		DRAWN	Wilson Sun	2019.06.05	SCALE	PART NO.	1B0418RF20D13-HF
X.±0.30	x.'±3.0'	CHECKED	/	/	1/1	TITLE	0.4 PITCH BTB REC.
.X±0.25	.x'±2.0'	APPROVED	Cunfa Lai	2019.06.05	UNITS	mm	CUSTOMER DRAWING
.XX±0.20		File NO.					
.XXX±0.10		REV.					
SHEET	1/1	QTY	1	A			

广东科斯达开关厂

此文件为双方检验的唯一标准
This document is the only standard for inspection by both parties.