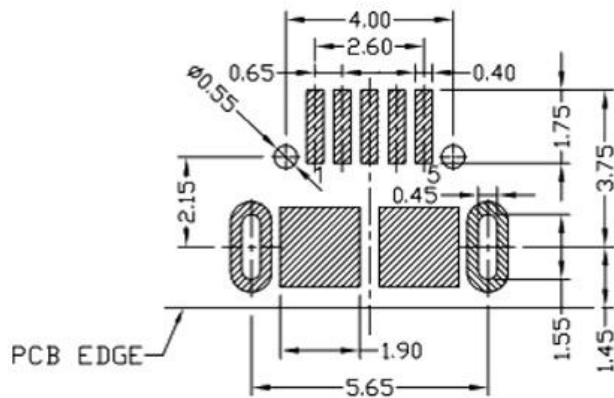
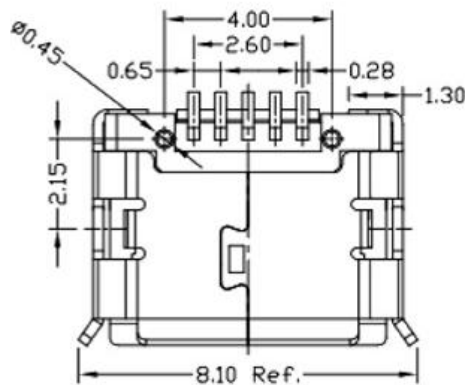
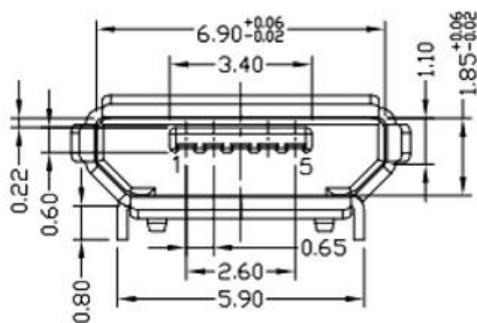
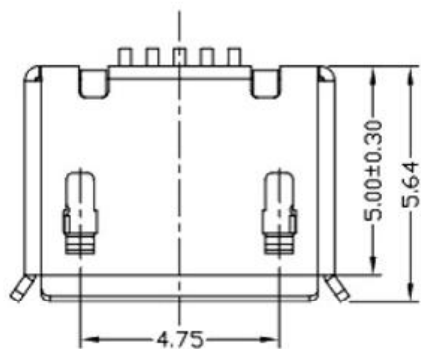
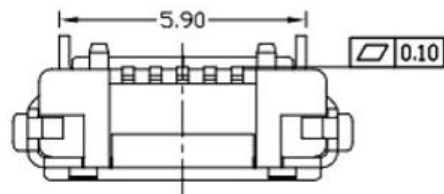


RoHS Compliant



RECOMMENDED PCB LAYOUT

NOTES:

1. ELECTRICAL:

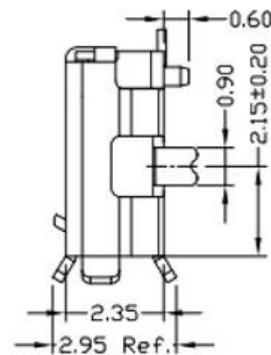
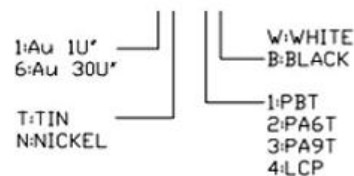
- 1) VOLTAGE CURRENT RATING: PIN1&5 1.8AMP MAX / PIN2&3&4 1AMP MAX. ,30V AC;
- 2) INSULATION RESISTANCE: 100MΩ MIN;
- 3) CONTACT RESISTANCE: 30mΩ MAX;
- 4) WITHSTANDING VOLTAGE: 100V AC; FOR 1 MIN.
- 5) OPERATING TEMPERATURE: -30°C TO +80°C.

2. Mechanical:

- 1) Mating Force: 35N MAX
- 2) Unmating Force: 10N MIN.

3. DIMENSIONS MARKED "▼" TO BE CHECKED BY Q.C & IPQC.

4. PART NO.



|   |            |   |                 |               |          |
|---|------------|---|-----------------|---------------|----------|
| ⑤ | MID PLATE  | 1 | STAINLESS STEEL | Au . PLATING. | T=0.15mm |
| ④ | SHELL      | 1 | STAINLESS STEEL | Au . PLATING. | T=0.30mm |
| ③ | TERMINAL-B | 1 | TABLE 2:        | TABLE 2:      | T=0.12mm |
| ② | TERMINAL-A | 1 | TABLE 2:        | TABLE 2:      | T=0.12mm |
| ① | INSULATOR  | 1 | HIGH TEMP       | Black         |          |

| NO. | PART NAME | QTY | MATERIAL | DESCRIPTION | REMARK |
|-----|-----------|-----|----------|-------------|--------|
|-----|-----------|-----|----------|-------------|--------|

UNLESS OTHERWISE, GENERAL TOLERANCE:  
 X.xxx ±0.10  
 X.xx ±0.20  
 X.x ±0.30  
 X. ±0.38

ANGULAR:  
 X.xx ±1°  
 X.x ±3°  
 X. ±5°

广东科斯达开关厂

|                        |                               |        |       |        |
|------------------------|-------------------------------|--------|-------|--------|
| TITLE:                 | P/N: Detail See PART NO. LIST |        |       |        |
| USB connector          | MODEL:                        |        |       |        |
|                        | DRAW NO.:                     |        |       |        |
| THIRD ANGLE PROJECTION | UNIT:                         | SCALE: | SIZE: | SHEET: |
|                        | mm                            | 1:1    | A4    | 1/1    |

|             |      |             |            |        |          |     |            |
|-------------|------|-------------|------------|--------|----------|-----|------------|
| JH2016-080  | X2   | 随工程图上升版本次   | 2016.06.15 | 陈少兵    | DESIGN   | 陈少兵 | 2016.06.15 |
| JH2016-071  | X1   | 新增规格        | 2016.06.10 | 陈少兵    | CHECK    | 郑小伟 | 2016.06.15 |
| 20151224001 | X    | NEW DRAWING | 2016.05.05 | 陈少兵    | APPROVAL | 吕海涛 | 2016.06.15 |
| ECN NO.     | REV. | DESCRIPTION | DATE       | CHANGE |          |     |            |