

NOTES:

1. ELECTRICAL:

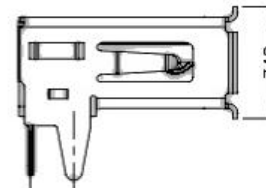
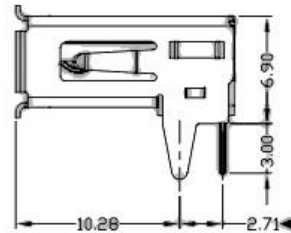
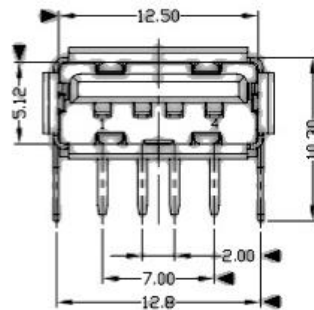
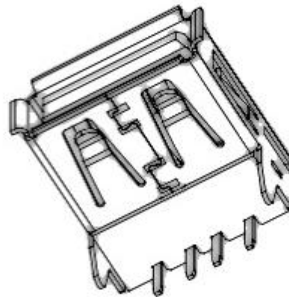
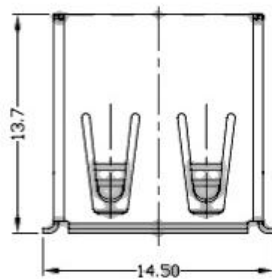
- 1) VOLTAGE CURRENT RATING: 2AMP, 30VAC;
- 2) INSULATION RESISTANCE: 1000MΩ, MIN;
- 3) CONTACT RESISTANCE: 30mΩ MAX;
- 4) WITHSTANDING VOLTAGE: 500V AC;
- 5) OPERATING TEMPERATURE: -55°C TO +85°C.

2. Mechanical:

- 1) Mating Force: 35N MAX
- 2) Unmating Force: 10N MIN.

3. NOTE: 1. DIMENSIONS MARKED * TO BE CHECKED BY Q.C & IPQC.

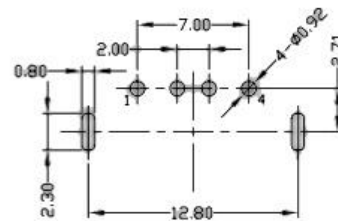
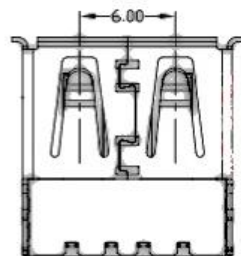
4. PART NO.



1-Au 1U*
6-Au 30U*

W-WHITE
B-BLACK

1-PBT
2-PA6T
3-PA9T
4-LCP



RECOMMENDED PCB LAYOUT

⑤	MID PLATE	1	STAINLESS STEEL	Au . PLATING.	T=0.15mm
④	SHELL	1	STAINLESS STEEL	Au . PLATING.	T=0.30mm
③	TERMINAL-B	1	TABLE 2:	TABLE 2:	T=0.12mm
②	TERMINAL-A	1	TABLE 2:	TABLE 2:	T=0.12mm
①	INSULATOR	1	HIGH TEMP	Black	

NO.	PART NAME	QTY	MATERIAL	DESCRIPTION	REMARK
-----	-----------	-----	----------	-------------	--------

UNLESS OTHERWISE,
GENERAL TOLERANCE:

- X.xxx ±0.10
- X.xx ±0.20
- X.x ±0.30
- X. ±0.38

- ANGULAR:
- X.xx ±1°
 - X.x ±3°
 - X. ±5°

广东科斯达开关厂

TITLE: USB connector		P/N: Detail See PART NO. LIST		
THIRD ANGLE PROJECTION		DRAW NO.: _____		
UNIT: mm	SCALE: 1:1	SIZE: A4	SHEET: 1/1	

ECN NO.	REV.	DESCRIPTION	DATE	CHANGE	DESIGN	CHECK	APPROVAL
JH2016-080	X2	随工程图上升版本次	2016.06.15	陈少兵	陈少兵		
JH2016-071	X1	新增规格	2016.06.10	陈少兵	郑小伟		
20151224001	X	NEW DRAWING	2016.05.05	陈少兵	吕海涛		