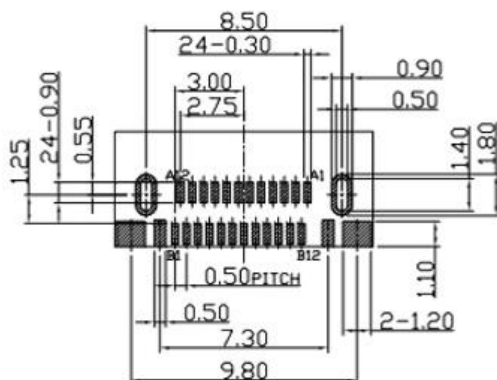
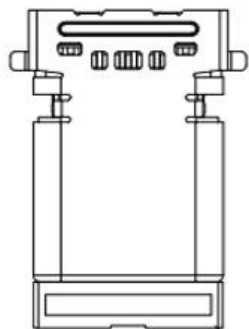
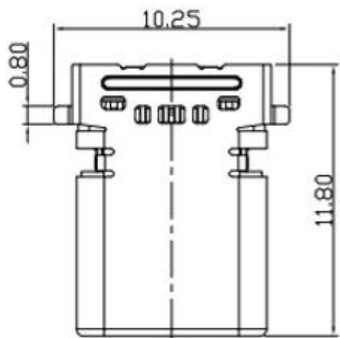
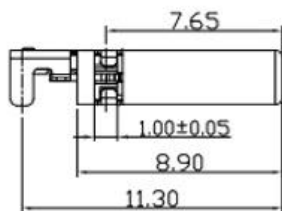
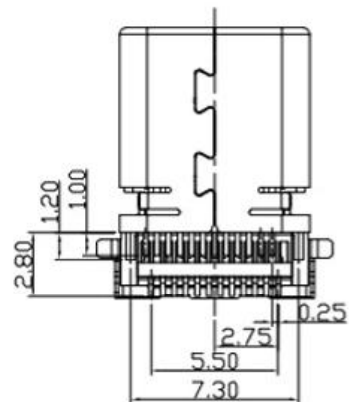
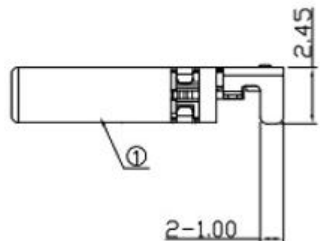
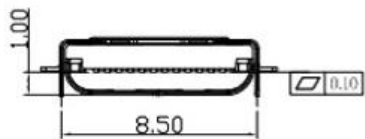
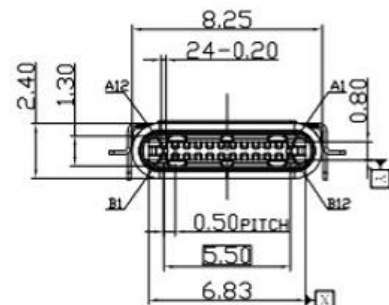


RoHS Compliant



带CAP图示

RECOMMENDED PCB LAYOUT

NOTES:

1.ELECTRICAL:

- 1)CURRENT RATING: A current of 5.0 A shall be applied Pin-A4 ·Pin-A9 ·Pin-B4 ·Pin-B9 · 1.25 A shall be applied Pin-A1 ·Pin-A12 ·Pin-B1 ·Pin-B12 · 0.25 A shall be applied other pin;
- 2)INSULATION RESISTANCE: 100MΩ MIN 250V DC;
- 3)CONTACT RESISTANCE: INITIAL 40mΩ MAX; AFTER 50mΩ MAX;
- 4)WITHSTANDING VOLTAGE: 100V AC MIN;
- 5)OPERATING TEMPERATURE:-40°C TO +85°C.

2.Mechanical:

- 1)Mating Force: 5N~20N MAX.
- 2)Unmating Force: 8N~20N(INITIAL) 6N~20N(AFTER 10000 CYCLES) MIN.
- 3)Durability: 200±50 CYCLES/HOUR,10000 CYCLES.;

3.DIMENSIONS MARKED '▼'

TO BE CHECKED BY Q.C & IPQC.

4.PART NO.



Pin Assignments And Mating Sequence:

Pin NO	Signal Name	Mating Sequence	Pin NO	Signal Name	Mating Sequence
A1	GND	First	B12	GND	First
A2	SSTXp1	Second	B11	SSRXp1	Second
A3	SSTXn1	Second	B10	SSRXn1	Second
A4	Vaus	First	B9	Vaus	First
A5	CC1	Second	B8	SBU2	Second
A6	Dp1	Second	B7	Dn2	Second
A7	Dn1	Second	B6	Dp2	Second
A8	SBU1	Second	B5	CC2	Second
A9	Vaus	First	B4	Vaus	First
A10	SSRXn2	Second	B3	SSTXn2	Second
A11	SSTXn2	Second	B2	SSTXn2	Second
A12	GND	First	B1	GND	First
Shell	GND		Shell	GND	

⑤	MID PLATE	1	STAINLESS STEEL	Au . PLATING.	T=0.15mm
④	SHELL	1	STAINLESS STEEL	Au . PLATING.	T=0.30mm
③	TERMINAL-B	1	TABLE 2:	TABLE 2:	T=0.12mm
②	TERMINAL-A	1	TABLE 2:	TABLE 2:	T=0.12mm
①	INSULATOR	1	HIGH TEMP	Black	

NO.	PART NAME	QTY	MATERIAL	DESCRIPTION	REMARK
-----	-----------	-----	----------	-------------	--------

UNLESS OTHERWISE, GENERAL TOLERANCE:

X.xxx	±0.10
X.xx	±0.20
X.x	±0.30
X.	±0.38

ANGULAR:	
X.xx	±1°
X.x	±3°
X.	±5°

广东科斯达开关厂

TITLE: USB connector		P/N: Detail See PART NO. LIST		
THIRD ANGLE PROJECTION		DRAW NO.:		
UNIT: mm	SCALE: 1:1	SIZE: A4	SHEET: 1/1	

ECN NO.	REV.	DESCRIPTION	DATE	CHANGE	APPROVAL	DATE
JH2016-080	X2	随工程图上升版本次	2016.06.15	陈少兵	DESIGN	2016.06.15
JH2016-071	X1	新增规格	2016.06.10	陈少兵	CHECK	2016.06.15
20151224001	X	NEW DRAWING	2016.05.05	陈少兵	APPROVAL	2016.06.15