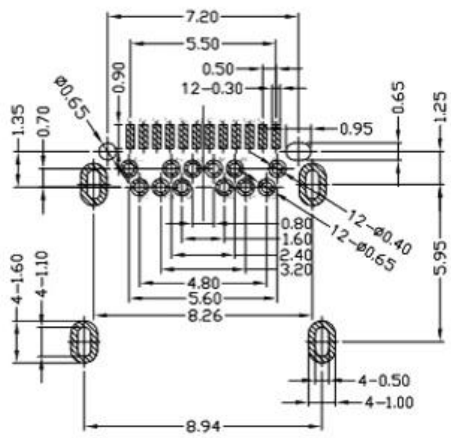
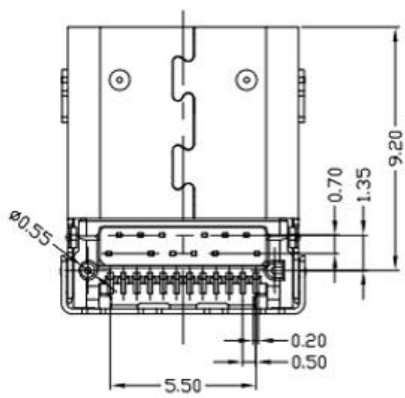
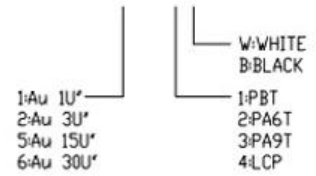
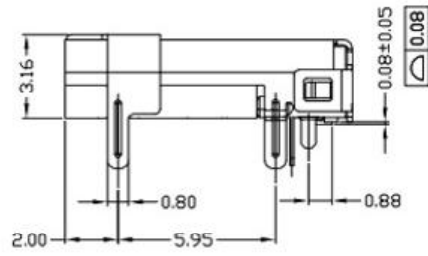
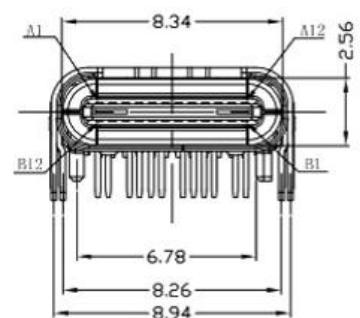
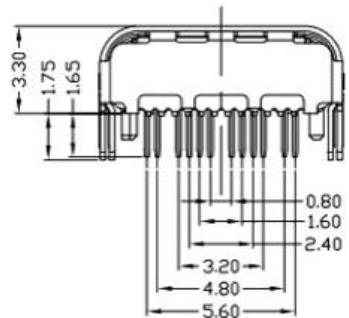
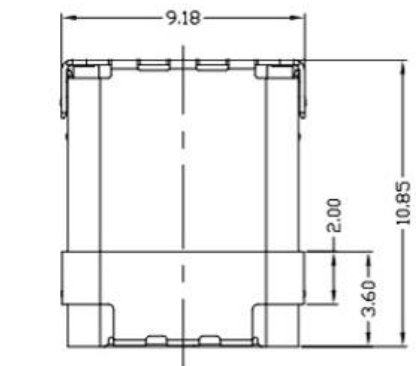


RoHS Compliant

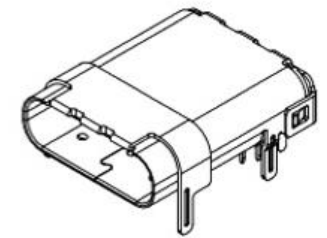
NOTES:

1. ELECTRICAL:
  - 1) CURRENT RATING: 5A FOR VBUS PIN; 1.25A FOR VCONN PIN.
  - 2) INSULATION RESISTANCE: 100MΩ MIN;
  - 3) CONTACT RESISTANCE: 40mΩ Max FOR INITIAL. 10mΩ CHANGE AFTER TEST. MEASURE AT 20mV, 100mA.
  - 4) WITHSTANDING VOLTAGE: 100V AC R.M.S.
  - 5) OPERATING TEMPERATURE: -40°C TO +85°C.
2. Mechanical:
  - 1) MATING FORCE: 5~20 N.
  - 2) UNMATED FORCE: 8~20N AFTER TEST
  - 3) DURABILITY: 10,000 CYCLES
3. DIMENSIONS MARKED "▼" TO BE CHECKED BY Q.C & IPQC.
4. PART NO.



RECOMMENDED P.C.B LAYOUT  
PCB THICKNESS 1.0±0.05mm

	A		B
1	GND	12	GND
2	TX1+	11	RX1+
3	TX1-	10	RX1-
4	VBUS	9	VBUS
5	CC1	8	SBU2
6	D+	7	D-
7	D-	6	D+
8	SBU1	5	CC2
9	VBUS	4	VBUS
10	RX2-	3	TX2-
11	RX2+	2	TX2+
12	GND	1	GND



⑤	MID PLATE	1	STAINLESS STEEL	Au . PLATING.	T=0.15mm
④	SHELL	1	STAINLESS STEEL	Au . PLATING.	T=0.30mm
③	TERMINAL-B	1			T=0.12mm
②	TERMINAL-A	1	TABLE 2:	TABLE 2:	T=0.12mm
①	INSULATOR	1	HIGH TEMP	Black	

NO.	PART NAME	QTY	MATERIAL	DESCRIPTION	REMARK
UNLESS OTHERWISE, GENERAL TOLERANCE: X.xxx ±0.10 X.xx ±0.20 X.x ±0.30 X. ±0.38					
ANGULAR: X.xx ±1° X.x ±3° X. ±5°					
			<b>广东科斯达开关厂</b>		
TITLE: USB connector			P/N: Detail See PART NO. LIST		
			MODEL: _____		
			DRAW NO.: _____		
THIRD ANGLE PROJECTION		UNIT: mm	SCALE: 1:1	SIZE: A4	SHEET: 1/1

JH2016-080	X2	随工程图上升版本次	2016.06.15	陈少兵	DESIGN	陈少兵	2016.06.15
JH2016-071	X1	新增规格	2016.06.10	陈少兵	CHECK	郑小伟	2016.06.15
20151224001	X	NEW DRAWING	2016.05.05	陈少兵	APPROVAL	吕海涛	2016.06.15
ECN NO.	REV.	DESCRIPTION	DATE	CHANGE			