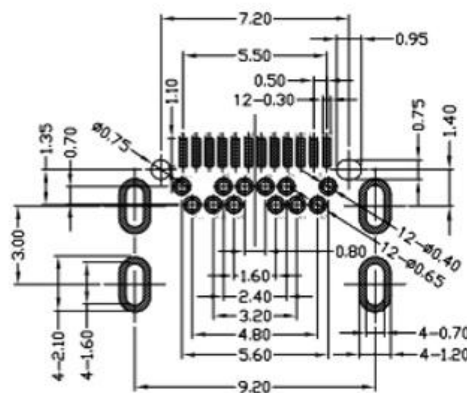
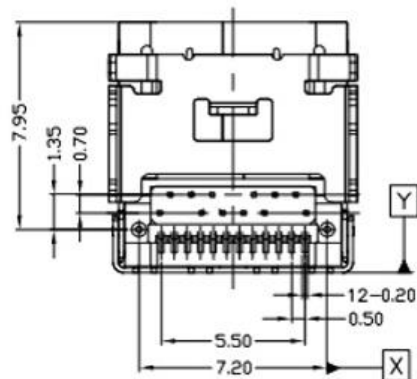
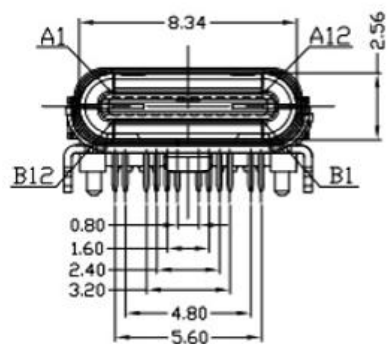
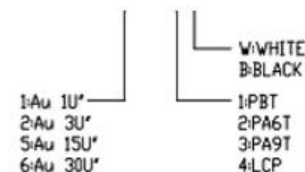
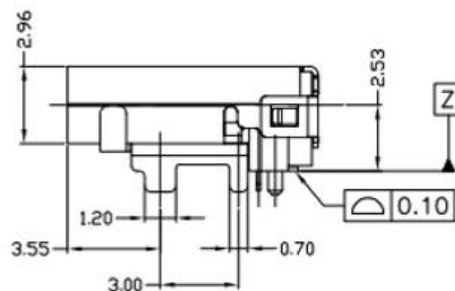
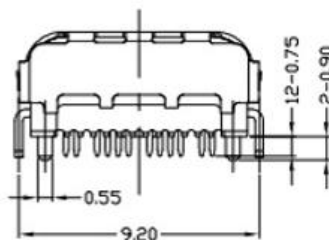
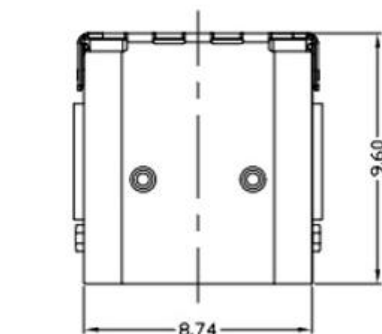


- ELECTRICAL:**
 - CURRENT RATING: 5A FOR VBUS PIN; 1.25A FOR VCONN PIN.
 - INSULATION RESISTANCE: 100MΩ MIN;
 - CONTACT RESISTANCE: 40mΩ Max FOR INITIAL. 10mΩ CHANGE AFTER TEST. MEASURE AT 20mV, 100mA.
 - WITHSTANDING VOLTAGE: 100V AC R.M.S.
 - OPERATING TEMPERATURE: -40°C TO +85°C.
- Mechanical:**
 - MATING FORCE: 5~20 N.
 - UNMATED FORCE: 8~20N AFTER TEST
 - DURABILITY: 10,000 CYCLES
- DIMENSIONS MARKED *▼* TO BE CHECKED BY Q.C & IPQC.
- PART NO.



RECOMMENDED P.C.B LAYOUT
PCB THICKNESS 1.0±0.05mm

	A		B
1	GND	12	GND
2	TX1+	11	RX1+
3	TX1-	10	RX1-
4	VBUS	9	VBUS
5	CC1	8	SBU2
6	D+	7	D-
7	D-	6	D+
8	SBU1	5	CC2
9	VBUS	4	VBUS
10	RX2-	3	TX2-
11	RX2+	2	TX2+
12	GND	1	GND

NO.	PART NAME	QTY	MATERIAL	DESCRIPTION	REMARK
⑤	MID PLATE	1	STAINLESS STEEL	Au . PLATING.	T=0.15mm
④	SHELL	1	STAINLESS STEEL	Au . PLATING.	T=0.30mm
③	TERMINAL-B	1		TABLE 2:	T=0.12mm
②	TERMINAL-A	1		TABLE 2:	T=0.12mm
①	INSULATOR	1	HIGH TEMP	Black	

UNLESS OTHERWISE SPECIFIED:
 GENERAL TOLERANCE:
 X.xxx ±0.10
 X.xx ±0.20
 X.x ±0.30
 X. ±0.38
 ANGULAR:
 X.xx ±1°
 X.x ±3°
 X. ±5°

广东科斯达开关厂

TITLE:	USB connector				P/N: Detail See PART NO. LIST
					MODEL:
					DRAW NO.:
THIRD ANGLE PROJECTION	UNIT:	SCALE:	SIZE:	SHEET:	
	mm	1:1	A4	1/1	

JH2016-080	X2	随工程图上升版本次	2016.06.15	陈少兵	DESIGN	陈少兵	2016.06.15
JH2016-071	X1	新增规格	2016.06.10	陈少兵	CHECK	郑小伟	2016.06.15
20151224001	X	NEW DRAWING	2016.05.05	陈少兵	APPROVAL	吕海涛	2016.06.15
ECN NO.	REV.	DESCRIPTION	DATE	CHANGE			