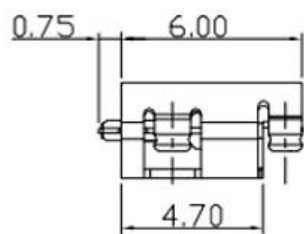
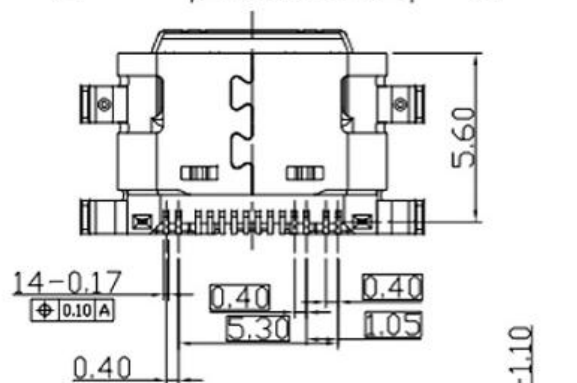
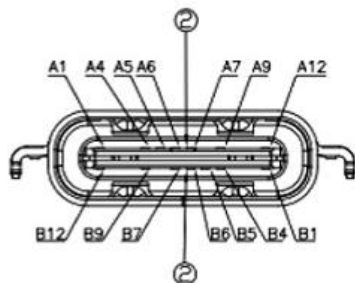
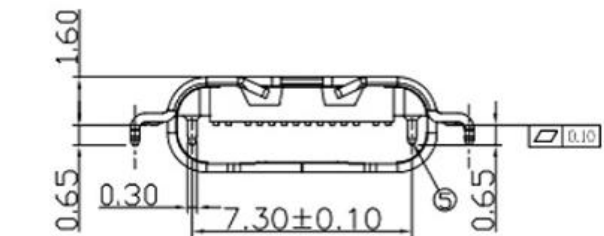
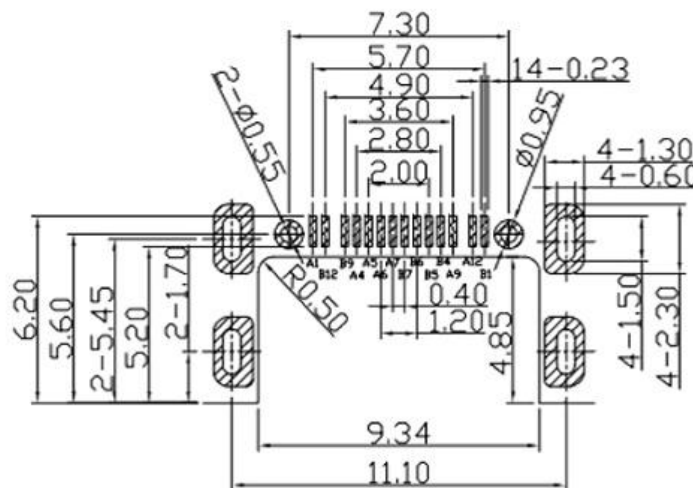
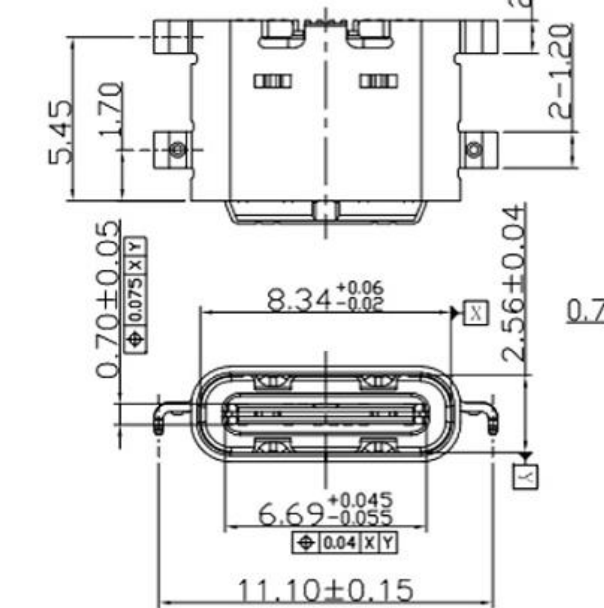
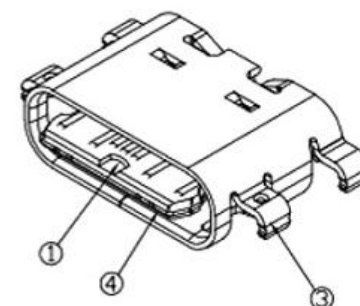


RoHS Compliant



1W 1U'
2Au 3U'
5Au 15U'
6Au 30U'

WHITE
BLACK
1PBT
2PA6T
3PA9T
4LCP



RECOMMENDED PCB LAYOUT

NOTES:

1.ELECTRICAL:

- 1)CURRENT RATING: 3AMP MAX;
- 2)INSULATION RESISTANCE: 100MΩ MIN 250V DC;
- 3)CONTACT RESISTANCE: INITIAL 40mΩ MAX; AFTER 50mΩ MAX;
- 4)WITHSTANDING VOLTAGE: 100V AC MIN;
- 5)OPERATING TEMPERATURE:-40°C TO +80°C.

2.Mechanical:

- 1)Mating Force: 5N-20N MAX.
- 2)Unmating Force: 8N-20N(INITIAL) 6N-20N(AFTER 10000 CYCLES) MIN.
- 3)Durability: 200±50 CYCLES/HOUR,10000 CYCLES.;

3.DIMENSIONS MARKED '▽'

TO BE CHECKED BY Q.C & IPQC.

4.PART NO.

A1	GND	B12	GND
A4	VBUS	B9	VBUS
A5	CC1	B7	DN2
A6	DP1	B6	DP2
A7	DN1	B5	CC2
A9	VBUS	B4	VBUS
A12	GND	B1	GND
PIN	SIGNAL NAME	PIN	SIGNAL NAME

⑤	MID PLATE	1	STAINLESS STEEL	Au . PLATING.	T=0.15mm
④	SHELL	1	STAINLESS STEEL	Au . PLATING.	T=0.30mm
③	TERMINAL-B	1	TABLE 2:	TABLE 2:	T=0.12mm
②	TERMINAL-A	1	TABLE 2:	TABLE 2:	T=0.12mm
①	INSULATOR	1	HIGH TEMP	Black	
NO.	PART NAME	QTY	MATERIAL	DESCRIPTION	REMARK

UNLESS OTHERWISE,
GENERAL TOLERANCE:

X.xxx ±0.10
X.xx ±0.20
X.x ±0.30
X. ±0.38

ANGULAR:

X.xx ±1'
X.x ±3'
X. ±5'

广东科斯达开关厂

TITLE:	P/N: Detail See PART NO. LIST			
USB connector	MODEL:			
	DRAW NO.:			
THIRD ANGLE PROJECTION	UNIT:	SCALE:	SIZE:	SHEET:
	mm	1:1	A4	1/1

JH2016-080	X2	随工程图上升版本次	2016.06.15	陈少兵	DESIGN	陈少兵	2016.06.15
JH2016-071	X1	新增规格	2016.06.10	陈少兵	CHECK	郑小伟	2016.06.15
20151224001	X	NEW DRAWING	2016.05.05	陈少兵	APPROVAL	吕海涛	2016.06.15
ECN NO.	REV.	DESCRIPTION	DATE	CHANGE			