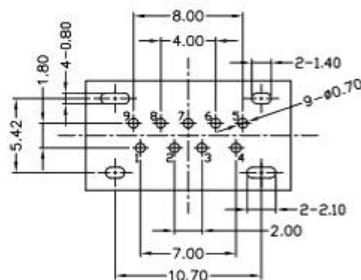
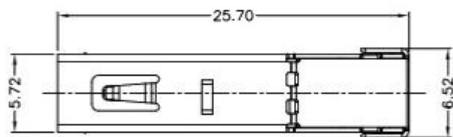
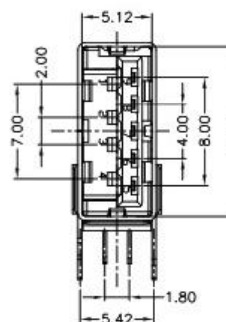
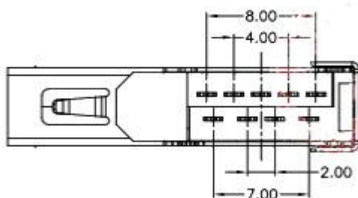
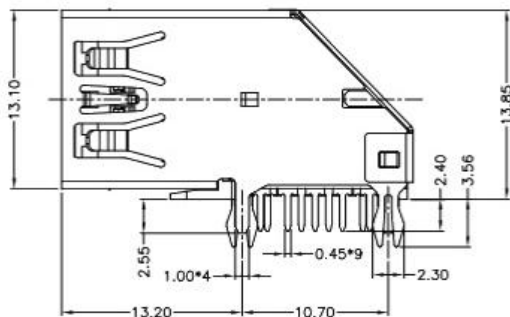
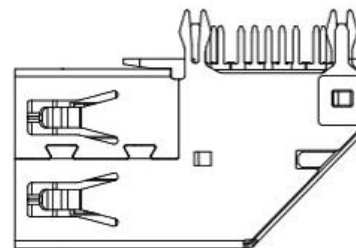


RoHS Compliant



RECOMMENDED PCB LAYOUT



PIN NUMBER	SIGNAL NAME
1	VBUS
2	D-
3	D+
4	GND
5	SSRX-
6	SSRX+
7	GND
8	SSTX-
9	SSTX+
Shell	Shield

NOTES:

- ELECTRICAL:
  - VOLTAGE CURRENT RATING: 1.8AMP, 30V AC;
  - INSULATION RESISTANCE: 100MΩ MIN;
  - CONTACT RESISTANCE: 30mΩ MAX;
  - WITHSTANDING VOLTAGE: 100V AC;
  - OPERATING TEMPERATURE: -55°C TO +85°C.
- Mechanical:
  - Mating Force: 35N MAX
  - Unmating Force: 10N MIN.
- NOTE: DIMENSIONS MARKED "♦" TO BE CHECKED BY Q.C & IPQC.

4. PART NO.

- 1: Au 1U"
- 5: Au 15U"
- 6: Au 30U"
- W: WHITE
- B: BLACK
- BL: BLUE
- 1PBT
- 2PA6T
- 3PA9T
- 4LCP

NO.	PART NAME	QTY	MATERIAL	DESCRIPTION	REMARK
⑤	MID PLATE	1	STAINLESS STEEL	Au . PLATING.	T=0.15mm
④	SHELL	1	STAINLESS STEEL	Au . PLATING.	T=0.30mm
③	TERMINAL-B	1	TABLE 2:	TABLE 2:	T=0.12mm
②	TERMINAL-A	1	TABLE 2:	TABLE 2:	T=0.12mm
①	INSULATOR	1	HIGH TEMP	Black	

UNLESS OTHERWISE, GENERAL TOLERANCE:

X.xxx	±0.10
X.xx	±0.20
X.x	±0.30
X.	±0.38

ANGULAR:

X.xx	±1°
X.x	±3°
X.	±5°

# 广东科斯达开关厂

TITLE: USB connector

THIRD ANGLE PROJECTION

UNIT: mm

SCALE: 1:1

SIZE: A4

SHEET: 1/1

P/N: Detail See PART NO. LIST

MODEL:

DRAW NO.:

ECN NO.	REV.	DESCRIPTION	DATE	CHANGE	APPROVAL	DATE
JH2016-080	X2	随工程图上升版本次	2016.06.15	陈少兵	DESIGN	2016.06.15
JH2016-071	X1	新增规格	2016.06.10	陈少兵	CHECK	2016.06.15
20151224001	X	NEW DRAWING	2016.05.05	陈少兵	CHECK	2016.06.15
					APPROVAL	2016.06.15