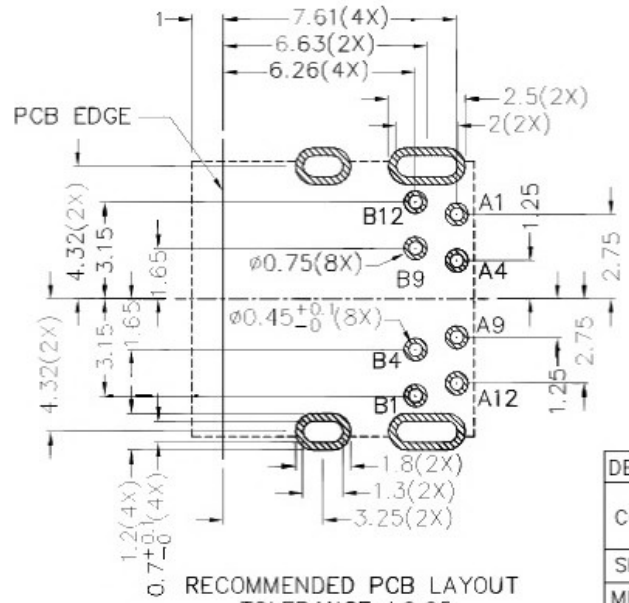
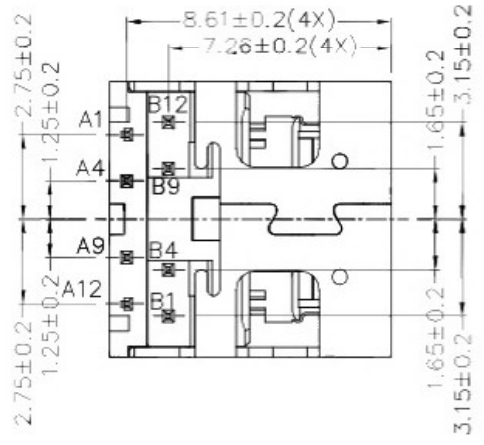
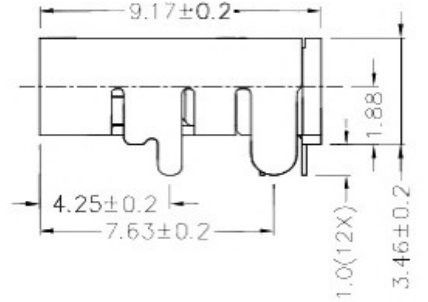
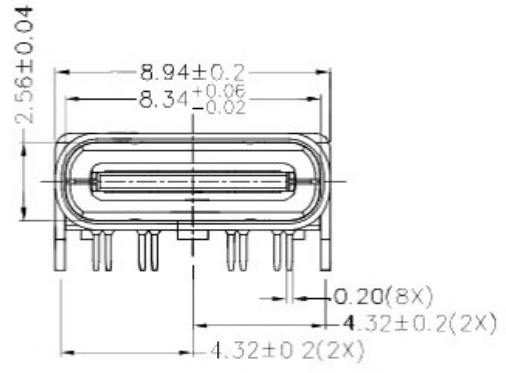
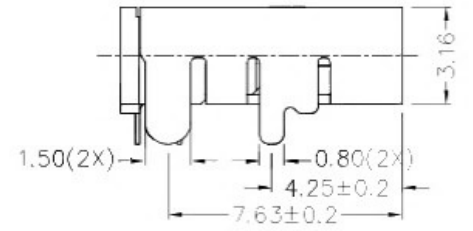
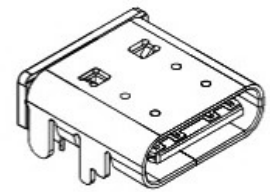


ZONE	SYMBOL	REVISION	APPROVAL	DATE

RoHS
Compliant



PIN ASSIGNMENT (FRONT VIEW)

PIN NO. A1	A4	A9	A12
GND	VBUS	VBUS	GND
PIN NO. B12	B9	B4	B1
GND	VBUS	VBUS	GND

DESCRIPTION	MATERIAL	PLATING
CONTACT	COPPER ALLOY	NICKEL(Ni) PLATED ON ALL AREA, GOLD FLASH ON CONTACT & SOLDER AREA
SHELL	STAINLESS STEEL	NICKEL(Ni)
MIDDLE PLATE	STAINLESS STEEL	NICKEL(Ni)
INSULATOR	HIGH TEMP. PLASTIC	COLOR: BLACK

RECOMMENDED PCB LAYOUT
TOLERANCE: ±0.05
(TOP VIEW)



PART NAME	USB TYPE-C CONNECTOR(POWER ONLY)	TOLERANCE UNLESS	0.0±0.2	UNIT:	mm	DESIGN	H.L.TAN	DATE	11-5-2020	SCALE	4:1
PART NO.		OTHERWISE SPECIFIED:	0.00±0.1 0.000±0.05			DRAWING	R.L.CHEN	DATE	14-8-2020	MATERIAL	
						CHECK	T.Y.LI	DATE	14-8-2020	DWG. NO.	TZ\UBC005-A/1.0
						APPROVAL		DATE		SHEET	1/1