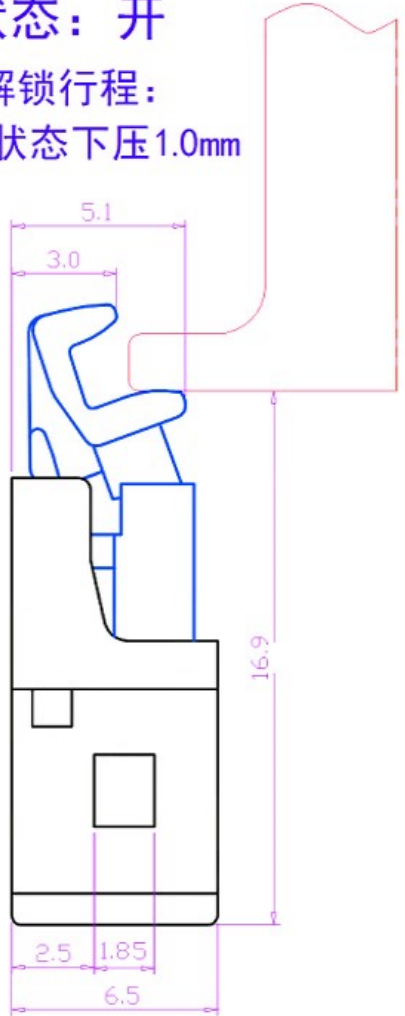
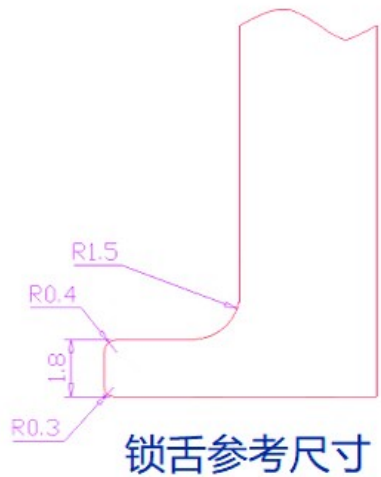


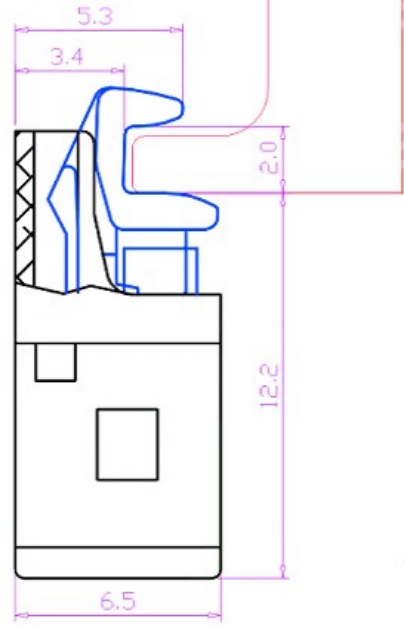
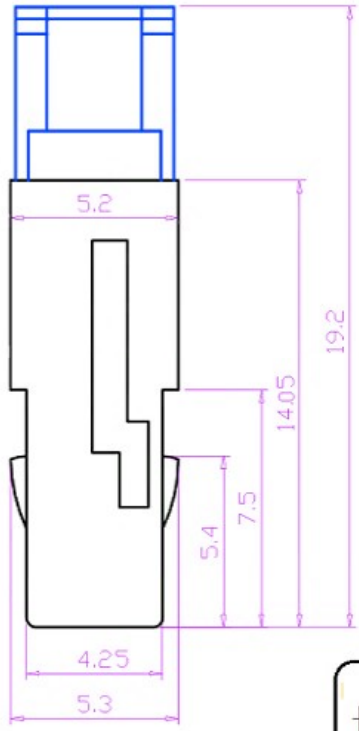
状态：开

解锁行程：
锁住状态下压1.0mm



状态：锁

下压4.9mm再往回弹
1.0mm呈锁住状态



材料：壳-POM 脚-PA
寿命：2万次
抗拉力：20N（约2kg）

注意
长时间使用，建议拉力不超过10N

TITLE	DOOR LATCH SWITCH	DRAWN		TOLERANCE OTHERWISE UNLESS SPECIFIED	8				
PART NO.		CHECKED		UP TO 5	±0.2	7			
DRAW NO.		APPROVED		ABOVE 5 ~ 30	±0.3	6			
SCALE: 2:1	UNIT: mm	DATE:		ABOVE 30 ~ 50	±0.4	5			
				ABOVE 50	±0.5	4			
				ANGLE	±3'	3	SPRING	SUS	1 Ni PLATED
						2	HOUSING	POM	1 BLACK
						1	SLIDER	PA12	1 BLACK
						NO.	PARTS	MATERIAL	QTY. FINISHING
广东科斯达开关厂 WWW.KSDKG.COM WWW.BODONGKAIGUAN.NET									