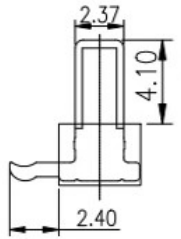
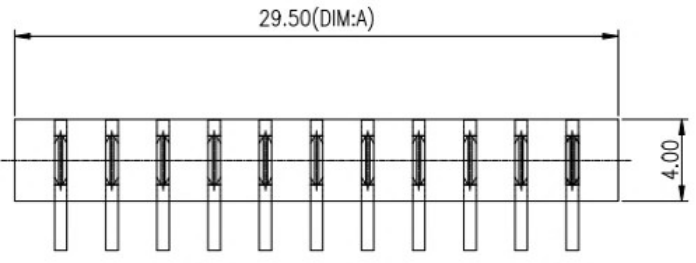
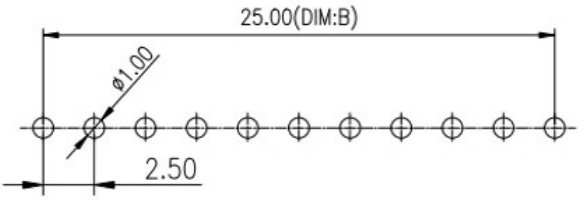
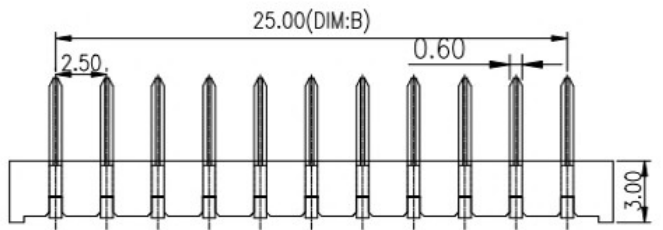


REV.	ECN NO.	DESCRIPTION	DESIGN	DATE
A		INITIAL	Koi	2018.03.29



No. of Pins	Dimension	
	DIM.B	DIM.A
03	5.00	9.50
04	7.50	12.00
05	10.00	14.50
06	12.50	17.00
07	15.00	19.50
08	17.50	22.00
09	20.00	24.50
10	22.50	27.00
11	25.00	29.50



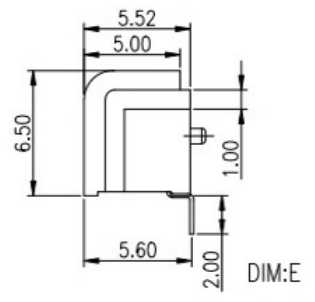
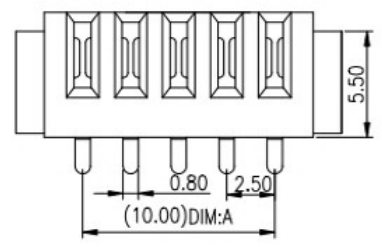
Recommended P.C.B Layout
Layout Tolerance=+/-0.05mm

NOTE:
Material
Insulator:Nylon 9T(UL94V-0)
Contact:phosphor Bronze
Contact Plated:Gold over Nickel or Tin
Specification
Rated voltage: 12V 30V
Current rating: 5A 10A
instant CURRENT:12A
Contact Resistance:30MΩ
Insulation Resistance:100MΩ
Dielectric Voltage:1000V
Operdting Temperature:-40°~105°

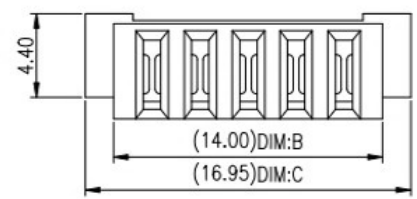
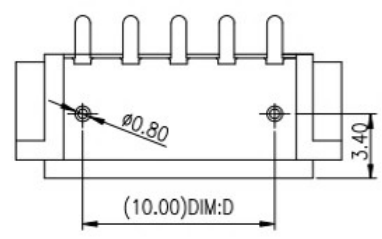
UNLESS OTHERWISE SPECIFIED TOLERANCES				广东科斯达电器开关厂			
DECIMALS:		ANGLES:		DWG NO.	PART NAME:		
DIM	TOL	DIM	TOL	DESIGN:	PART NO.		
X.	±0.50	X.	±2°	CHECK:	REV. UNIT: SHEET:		
X.X	±0.30	X.X	±1°	APPROVED	A	mm	1/1
X.XX	±0.20	X.XX	---				
X.XXX	±0.10	X.XXX	---				

ITEM	PART NAME	Q'TY	MATERTAL	DESCRIPTION	REMARK
②	HOUSING	1	LCP		BLACK
①	CONTACT A	2	PHOSPHOR BRONZE 0.20T	Au PLATED	

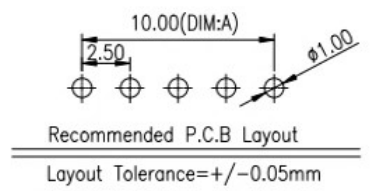
REV.	ECN NO.	DESCRIPTION	DESIGN	DATE
A		INITIAL	Kai	2018.03.29



No:of pins	Dimension				
	DIM.A	DIM.B	DIM.C	DIM.D	DIM.E
03	5.00	9.00	11.95	5.00	2.00
04	7.50	11.50	14.45	7.50	2.00
05	10.00	14.00	16.95	10.00	2.00
06	12.50	16.50	19.45	12.50	2.00
07	15.00	19.00	21.95	15.00	2.00
08	17.50	21.50	24.45	17.50	2.00
09	20.00	24.00	26.95	20.00	2.00
10	22.50	26.50	29.45	22.50	2.00
11	25.00	29.00	31.95	25.00	2.00



NOTE:
Material
Insulator:Nylon 9T(UL94V-0)
Contact:phosphor Bronze
Contact Plated:Gold over Nickel or Tin
Specification
Rated voltage: 12V 30V
Current rating: 5A 10A
instant CURRENT:12A
Contact Resistance:30MΩ
Insulation Resistance:100MΩ
Dielectric Voltage:1000V
Operdting Temperature:-40°~105°



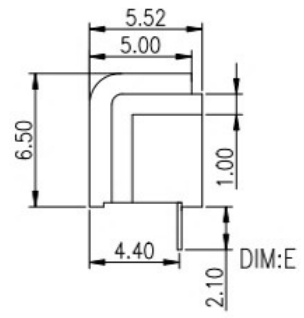
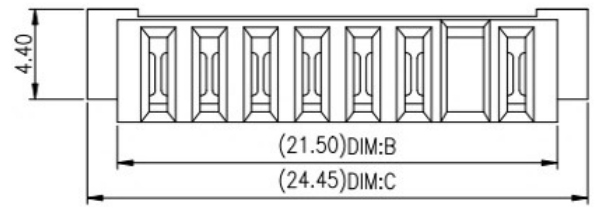
UNLESS OTHERWISE SPECIFIED TOLERANCES

广东科斯达电器开关厂

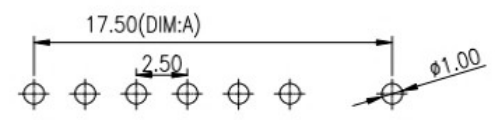
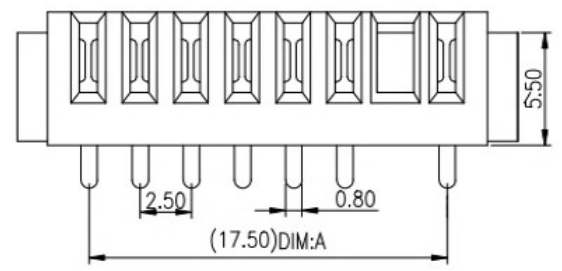
DECIMALS:	ANGLES:	DWG NO.	PART NAME:
DIM TOL	DIM TOL	DESIGN:	PART NO.
X. ±0.50	X. ±2°	CHECK:	REV. UNIT: SHEET:
X.X ±0.30	X.X ±1°	APPROVED	A mm 1/1
X.XX ±0.20	X.XX		
X.XXX ±0.10	X.XXX		

ITEM	PART NAME	Q'TY	MATERTAL	DESCRIPTION	REMARK
②	HOUSING	1	LCP		BLACK
①	CONTACT A	2	PHOSPHOR BRONZE 0.20T	Au PLATED	

REV.	ECN NO.	DESCRIPTION	DESIGN	DATE
A		INITIAL	Kai	2018.03.29



No:of pins	Dimension			
	DIM.A	DIM.B	DIM.C	DIM.E
03	7.50	11.50	14.45	2.1/3.0
04	10.00	14.00	16.95	2.1/3.0
05	12.50	16.50	19.45	2.1/3.0
06	15.00	19.00	21.95	2.1/3.0
07	17.50	21.50	24.45	2.1/3.0
08	20.00	24.00	26.95	2.1/3.0
09	22.50	26.50	29.45	2.1/3.0
10	25.00	29.00	31.95	2.1/3.0



Recommended P.C.B Layout
Layout Tolerance=+/-0.05mm

NOTE:
Material
Insulator:Nylon 9T(UL94V-0)
Contact:phosphor Bronze
Contact Plated:Gold over Nickel or Tin
Specification
Rated voltage: 12V 30V
Current rating: 5A 10A
instant CURRENT:12A
Contact Resistance:30MΩ
Insulation Resistance:100MΩ
Dielectric Voltage:1000V
Operdting Temperature:-40°~105°

UNLESS OTHERWISE SPECIFIED TOLERANCES				广东科斯达电器开关厂			
DECIMALS:		ANGLES:		DWG NO.	PART NAME:		
DIM	TOL	DIM	TOL	DESIGN:	PART NO.		
X.	±0.50	X.	±2°	CHECK:	REV. UNIT: SHEET:		
X.X	±0.30	X.X	±1°	APPROVED	A	mm	1/1
X.XX	±0.20	X.XX	----				
X.XXX	±0.10	X.XXX	----				

ITEM	PART NAME	Q'TY	MATERTAL	DESCRIPTION	REMARK
②	HOUSING	1	LCP		BLACK
①	CONTACT A	2	PHOSPHOR BRONZE 0.20T	Au PLATED	