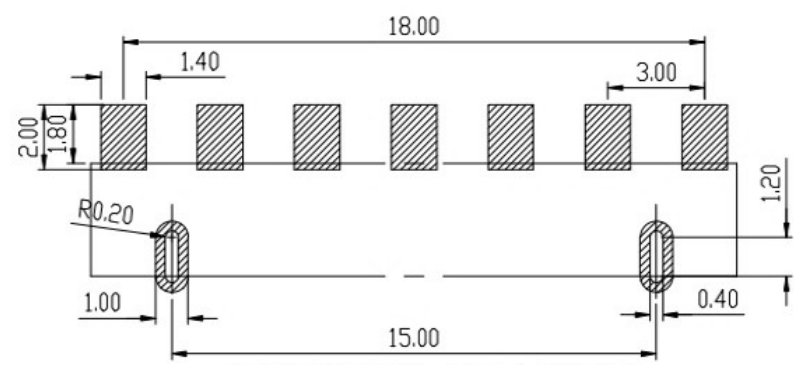
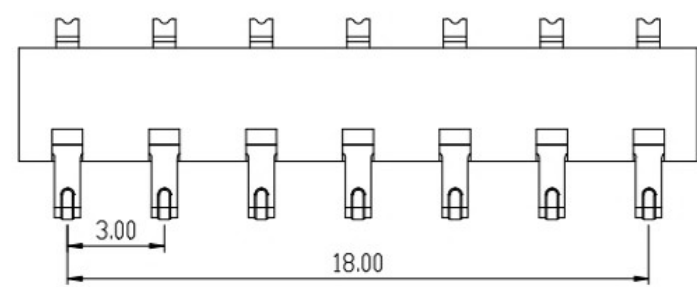
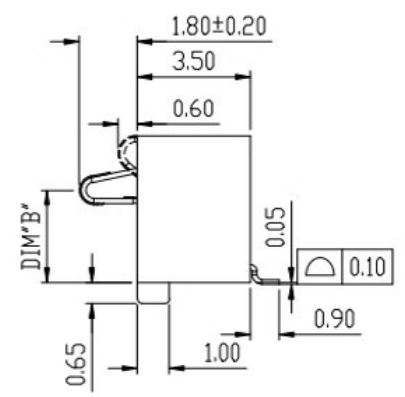
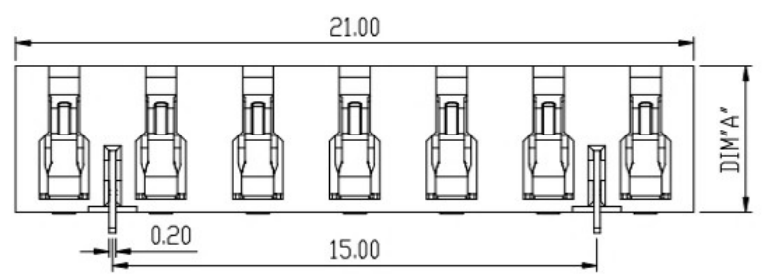


REV.	ECN NO.	DESCRIPTION	DESIGN	DATE
A		INITIAL	Kai	2018.03.29

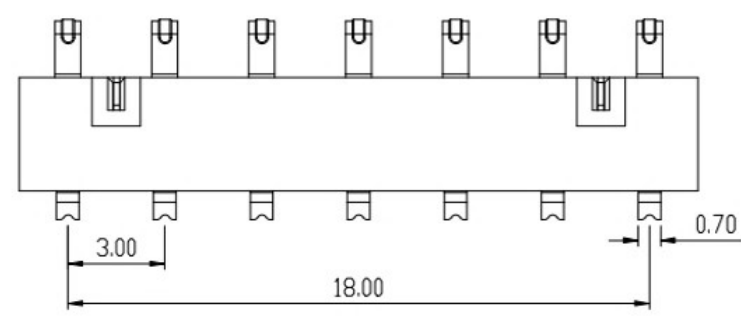


RECOMMENDED PCB LAYOUT
TOL:(<±0.05)



DIM A	DIM B
4.6	2.9
5.0	3.3
6.5	4.8
7.2	5.5

性能:
 额定电流: 3.0A
 额定电压: 24V
 耐电压: 500V
 接触电阻: 30mΩ MAX
 绝缘电阻: 500MΩ
 工作温度: -40℃~+85℃
 塑件(材质): LCP, 耐高温260℃
 接触点(材质): 铜合金, 触点镀金3U'



UNLESS OTHERWISE SPECIFIED TOLERANCES				广东科斯达电器开关厂			
DECIMALS:		ANGLES:		DWG NO.		PART NAME:	
DIM	TOL	DIM	TOL	DESIGN:		PART NO.	
X.	±0.50	X.	±2°	CHECK:		REV.	UNIT:
X.X	±0.30	X.X	±1°	APPROVED		A	mm
X.XX	±0.20	X.XX				SHEET:	
X.XXX	±0.10	X.XXX				1/1	

ITEM	PART NAME	Q'TY	MATERTAL	DESCRIPTION	REMARK
②	HOUSING	1	LCP		BLACK
①	CONTACT A	2	PHOSPHOR BRONZE 0.20T	Au PLATED	